

WHERE INSPIRATION FLOWS



EXPORT CONSUMER GUIDE **2019**



CONTACT US

SALES +44 (0)1934 745160

FAX +44 (0)1934 745161

EMAIL EXPORT@VADO.COM

WEB WWW.VADO.COM



CONTENTS

6 WHY VADO?

CONTEMPORARY



16 SLIMLINE



18 OMIKA



22 KOVERA



26 EDIT



30 SYNERGIE



34 ALTITUDE



38 NOTION



44 ORIGINS



48 GEO



54 TÉ FALLS



58 TÉ



62 LIFE



66 SENSE



70 ZOO



76 PHASE



80 PHOTON



84 ION



88 ASCENT



92 ELEMENTS



108 CLOAKROOM



110 I-TECH

TRADITIONAL



96 VICTORIANA



100 KENSINGTON



104 WENTWORTH

SHOWERING



112 TABLET VALVES



116 DX VALVES



122 SENSORI SMARTDIAL

NEW



126 SENSORI SMARTTOUCH

NEW



130 IDENTITY



132 SHOWER COLUMNS

NEW



134 RIGID RISERS



136 MULTI FUNCTION SLIDE RAIL KITS



139 SINGLE FUNCTION SLIDE RAIL KITS



140 HANDSETS



142 MINI SHOWER KITS



144 SKY

NEW



146 GEOMETRY

NEW



148 FIXED SHOWER HEADS AND ARMS



150 FIXED SHOWER HEADS



154 ATMOSPHERE AIR-INJECTION SHOWERS



156 CERES SELF-CLEANING SHOWERS



158 CAPSULE DECK MOUNTED SHOWERS



160 SHOWERING ACCOMPANIMENTS



162 WASTES AND FITTINGS

ACCESSORIES



164 OMIKA



166 KOVERA



168 SPA



170 PHASE



172 PHOTON



174 INFINITY



176 LEVEL



178 SHAMA



180 LIFE



182 ELEMENTS



184 TOURNAMENT



186 BASKETS



EXPERIENCE OUR PRODUCTS IN FULL 3D.

STEP 1: DOWNLOAD

VIV is available to download for free on the App Store and Google Play Store and works with all iOS and Android devices.

STEP 2: SCAN

Using the **VIV** App, scan the tracker to generate life size **VADO** products in 3D.

STEP 3: EXPERIENCE

Prepare for an enriched digital experience as you bring your favourite **VADO** ranges to life.



THIS TRACKER IS THE
START OF A WHOLE
NEW EXPERIENCE IN
VIRTUAL INSPIRATION



YOU ARE IN SAFE HANDS.



WHY VADO?

We don't compromise on our design or manufacturing – superior quality taps, showers and accessories are our passion. From product design to our seven step hand polishing process, we manufacture our products to last, so whichever range you choose, outstanding quality comes as standard.

VADO products are expertly designed in Cheddar, England, the home of our brand for the last three decades. We are experts in the brassware industry and take a pride in our heritage and values. We ensure only the finest materials are crafted into products that not only look premium, they feel it too.



H2ECO

VADO has a renowned reputation for creating products that deliver the best possible user experience, yet use water sustainably. With **VADO** H2Eco flow regulators you can be assured that you can use less water without hampering your product's performance or design.* Save water in style with **VADO**.

We all aspire to do what we can to help protect the environment. By fitting **VADO** H2Eco flow regulators to your taps and showers, you can help reduce your carbon footprint.

SAVE WATER
SAVE MONEY
SAVE THE
PLANET.



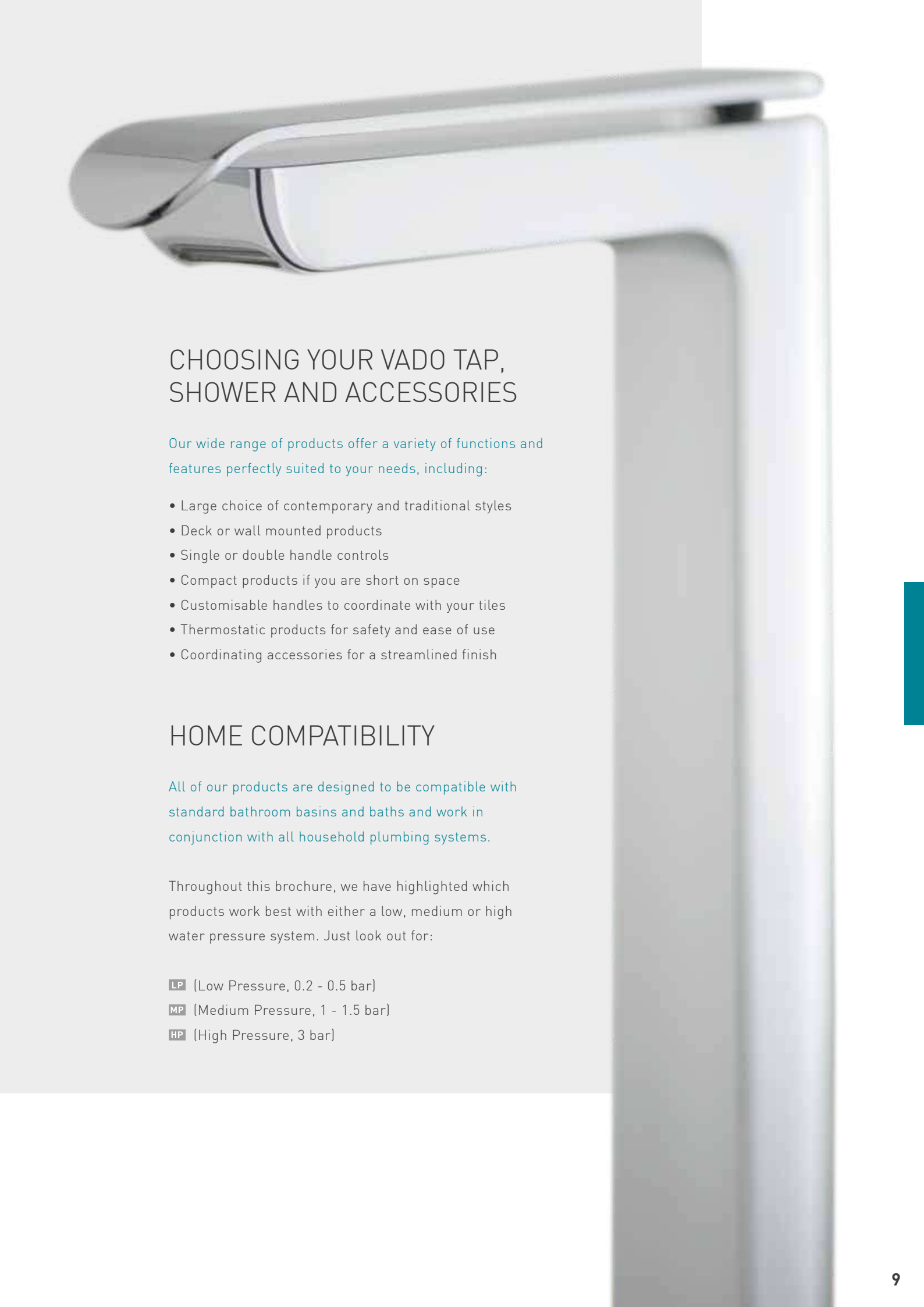
THE PERFECT CHOICE FOR YOUR HOME.

We understand there are a lot of choices to make when searching for your perfect kitchen or bathroom fittings, with an overwhelming amount of confusing information and advice available.

At **VADO** we don't think it needs to be that complicated. We think all you need to know is that when you choose a **VADO** product, you are getting the very best of British design and exceptional quality.

- 12 year guarantee
- Tested to industry leading standards
- Friendly and knowledgeable customer service team
- A product you will love using every day





CHOOSING YOUR VADO TAP, SHOWER AND ACCESSORIES

Our wide range of products offer a variety of functions and features perfectly suited to your needs, including:

- Large choice of contemporary and traditional styles
- Deck or wall mounted products
- Single or double handle controls
- Compact products if you are short on space
- Customisable handles to coordinate with your tiles
- Thermostatic products for safety and ease of use
- Coordinating accessories for a streamlined finish

HOME COMPATIBILITY

All of our products are designed to be compatible with standard bathroom basins and baths and work in conjunction with all household plumbing systems.

Throughout this brochure, we have highlighted which products work best with either a low, medium or high water pressure system. Just look out for:

LP (Low Pressure, 0.2 - 0.5 bar)

MP (Medium Pressure, 1 - 1.5 bar)

HP (High Pressure, 3 bar)

DON'T JUST TAKE OUR WORD FOR IT.

VADO products are in some of the most prestigious hotel, commercial and residential developments across the world. This cityscape shows a small snapshot of a variety of prestigious projects we have been involved with.

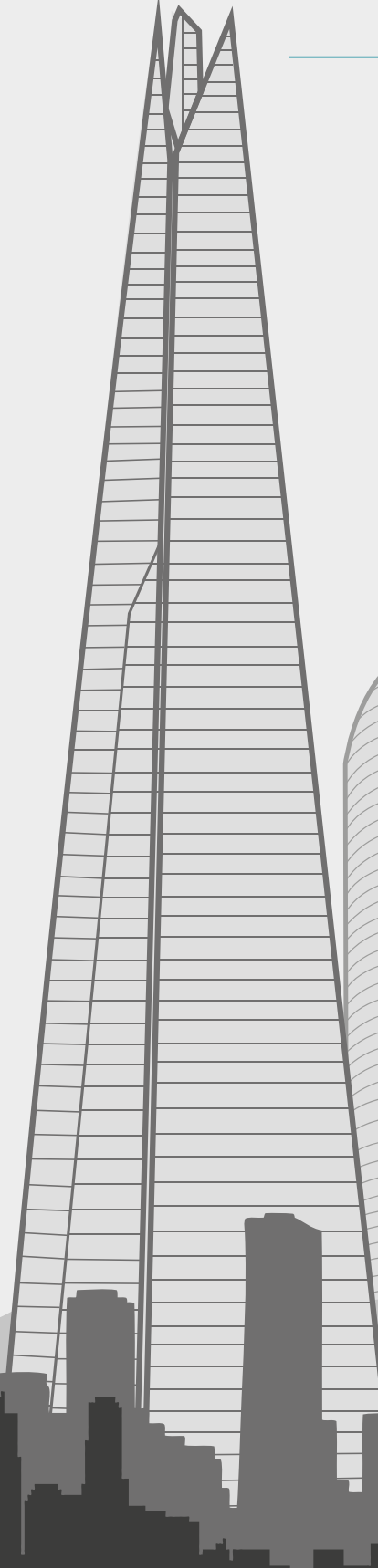
The exceptional quality of our products, outstanding customer service and our agility to support large scale developments makes **VADO** a globally trusted brand.

○ **Burj Khalifa**, Dubai, UAE

JW Marriott Marquis, Dubai, UAE ○

○ **Central Market**, Abu Dhabi, UAE

Serena Hotel, Kampala, Uganda ○



The Shard, London, UK

- Deansgate Square, Manchester
- Marine Wharf, London
- One Angel Square, Manchester
- Hilton Park Lane, London
- Marriott Royal Hotel, Bristol
- Montevetro Building, Dublin
- El Pasha Hotel, Ibiza
- Al Manshar Rotana Hotel, Kuwait
- Ocean 2 Hotel, Barbados
- Sheraton Hotel, Warsaw
- Marriott Hotel, Baku
- Angaga Island Resort, Maldives
- Chedi Hotel, Oman
- Intercontinental Resort, Mauritius
- Eastern & Oriental Hotel, Malaysia



Peckforton Castle, Cheshire, UK



Harbourside Apartments, Glasgow, UK



Telford Homes, London, UK

MAKING YOUR DREAM BATHROOM A REALITY.

STEP 1

Choose from one of our many bathroom brassware collections. We have a wide variety of styles to suit individual tastes.

STEP 2

Find your local stockist. If you don't already know who your local stockist is, visit [vado.com/stockists](https://www.vado.com/stockists) to find your local verified **VADO** independent retailer.

STEP 3

Visit your verified **VADO** independent retailer to discuss all of your bathroom design and installation requirements with a fully trained bathroom adviser.

STEP 4

Reinvigorate yourself and your senses in your beautiful new bathing space.



VERIFIED VADO INDEPENDENT RETAILERS.


We carefully select and train all of our **VADO** independent retailers to ensure you have the best experience when selecting your perfect bathroom.

Our stockists will not only help you to select the right **VADO** taps and showering products to deliver you a great experience day in day out, they will also guide you in choosing the best coordinating sanitaryware and tiling options to create your dream bathroom.


BRASSWARE IS OUR SPECIALITY

At **VADO** we believe in channelling all of our expertise and engineering know-how to focus just on brassware technology to deliver outstanding products that not only look great, but deliver a truly sensory experience.

We work to ensure our product designs are harmonious with all sanitaryware, so when you choose **VADO** your choice of coordinating items is unlimited. With **VADO** you can really **let your inspiration flow**.



Immerse yourself in creating your perfect bathing retreat.



Share your mood boards with us
#whereinspirationflows

TREND REPORT: MINIMALISM

VADO's refined and understated basin mixers are today's must-have essentials to give your bathroom a sleek and stylish refresh.

Developed to perfectly coordinate with the current trend for linear sanitaryware, three VADO favourites Geo, Notion and Origins have been reinvigorated to make them the ideal choice for a minimalist bathroom.

Including a high quality, chrome finish and an unrivalled 12 year guarantee, your bathroom brassware will provide a contemporary aesthetic for years to come.

Notion and Geo's superior deck mounted basin mixers feature low profile, soft-turn cubic handles providing a striking look when teamed with the harmonised spout. These bold basin mixers are a true design statement for the bathroom.



Notion's eye-catching, cubic angles purely state idyllic modernity, with fashioned corners for added definition, this refined mixer is equipped for any high-end interior.

GET THE LOOK:

Striking, sophisticated and contemporary, VADO's stylish slim mixers perfectly complement smaller basins and statement basins alike. The perfect choice for achieving a minimalist look.

Featuring an improved trim body, flat surfaces, an angled spout and a unique centre lift lever handle, Geo has been truly refreshed.



- 1** Life Slimline Mono Basin Mixer **LIF-200/CC-CP**
- 2** Origins Slimline Mono Basin Mixer **ORI-200/CC-C/P**
- 3** Geo Slimline Mono Basin Mixer **GEO-200/CC-C/P**
- 4** Notion Slimline Mono Basin Mixer **NOT-200/CC-C/P**
- 5** Geo Deck Mounted Basin Mixer **GEO-201-C/P**
- 6** Notion Deck Mounted Basin Mixer **NOT-201-C/P**


Omika



OMIKA

A beautiful collection of taps, showers and accessories designed by Jo Love. Omika harnesses the well-being properties of water to deliver a sensory spa experience to redefine bathroom living.

For further information visit
www.vado.com/omika



Mono
Basin Mixer

Extended Mono
Basin Mixer

A well-respected interior designer and architectural visionary, Jo Love has redirected her creative flair and passion into designing beautiful products for the home that enhance the way we live.



OMIKA TAPS

www.vado.com/omika



Mono
Basin Mixer
+ Universal Waste
OMI-100/CC-C/P

MP



NEW
Available
from March

Mono
Basin Mixer
+ Universal Waste
OMI-200/CC-C/P

LP



Mini Mono
Basin Mixer
+ Universal Waste
OMI-100M/CC-C/P

MP



Extended Mono
Basin Mixer
OMI-100E/SB-C/P

MP



Wall Mounted
Basin Mixer
OMI-109-C/P

MP



Bath Shower Mixer
(For Use with Bath
Filler Waste + Overflow)
OMI-135/NS-C/P

MP



Push Type
Bath Filler Waste
+ Overflow
WG-81389/SQ-C/P

MP



Floor Standing
Bath Shower Mixer
+ Shower Kit
OMI-133-C/P

MP



OMIKA SHOWERS



Tablet 3 Outlet
Thermostatic Valve
All-Flow

TAB-128/3-OMI-C/P

LP*



Tablet 3 Outlet
Thermostatic Valve
All-Flow

TAB-128/3-H-OMI-C/P

LP*



Tablet 2 Outlet
Thermostatic Valve

TAB-128/2-OMI-C/P

LP*



Tablet 2 Outlet
Thermostatic Valve

TAB-128/2-H-OMI-C/P

LP*



Tablet 2 Outlet
Thermostatic Valve
All-Flow

TAB-148/2-OMI-C/P

LP*



Tablet 2 Outlet
Thermostatic Valve
All-Flow

TAB-148/2-H-OMI-C/P

LP*



Tablet 1 Outlet
Thermostatic Valve

TAB-148-OMI-C/P

LP*



Manual Valve + Diverter

OMI-147A-C/P

LP*

Manual Valve

OMI-145A-C/P

LP*

NEW
Available
from March



Handset with Hose
+ Bracket
+ Integrated Outlet

OMI-SFMKW0/A-CP

MP



Slide Rail Shower Kit
Adjustable Fixing for
Easy Retro-Fit

OMI-SFSRK-C/P

MP



Shower Head
200mm x 300mm (8" x 12")

OMI-HEAD-C/P

MP



2 Function
Wall Mounted
Shower Head

OMI-WMHEAD-C/P

MP

PLEASE SEE PAGE **164** FOR
OMIKA ACCESSORIES





KOVERA

Kovera blends a unique concave aesthetic with polished flat surfaces and elegant curved details to produce a stunning exclusive design, perfectly suited to any modern bathroom.

For further information visit
www.vado.com/kovera

Kovera demonstrates that award winning design demands outstanding form and function. When operating the beautifully crafted and highly ergonomic handle, a regulated seamless flow cascades from the spout in an elegant waterfall.

KOVERA TAPS

www.vado.com/kovera



Mono
Basin Mixer
+ Universal Waste
KOV-100/CC-C/P

LP



Extended Mono
Basin Mixer

KOV-100E/SB-C/P

LP



Kitchen Mixer

KOV-150-C/P

LP



Wall Mounted
Basin Mixer

KOV-109S-C/P

LP



Bath Shower Mixer
+ Shower Kit

KOV-123+K-C/P

HP



Bath Shower Mixer
+ Shower Kit

KOV-130+K-C/P

LP



Bath Filler

KOV-137-C/P

LP



Manual Valve + Diverter
KOV-147A-C/P

LP

Manual Valve
KOV-145A-C/P

LP



KOVERA SHOWERS



Tablet 3 Outlet
Thermostatic Valve
All-Flow

TAB-128/3-KOV-C/P



Tablet 3 Outlet
Thermostatic Valve
All-Flow

TAB-128/3-H-KOV-C/P



Tablet 2 Outlet
Thermostatic Valve

TAB-128/2-KOV-C/P



Tablet 2 Outlet
Thermostatic Valve

TAB-128/2-H-KOV-C/P



Tablet 2 Outlet
Thermostatic Valve
All-Flow

TAB-148/2-KOV-C/P



Tablet 2 Outlet
Thermostatic Valve
All-Flow

TAB-148/2-H-KOV-C/P



Tablet 1 Outlet
Thermostatic Valve

TAB-148-KOV-C/P



Tablet 1 Outlet
Thermostatic Valve

TAB-148-H-KOV-C/P

PLEASE SEE PAGE **166** FOR
KOVERA ACCESSORIES



EDIT

Soft clean lines combine with a stunning elongated spout to produce a striking silhouette. Edit is the perfect choice for keeping up with the latest minimalist trend.

For further information visit
www.vado.com/edit



Mono
Basin Mixer



Extended Mono
Basin Mixer



EDIT TAPS

www.vado.com/edit



Mono
Basin Mixer
+ Universal Waste
EDI-100/CC-C/P

MP



Extended Mono
Basin Mixer
EDI-100E/SB-C/P

MP



Wall Mounted
Basin Mixer
EDI-109S/A-C/P

MP



Push Type
Bath Filler Waste
+ Overflow
WG-81389-C/P

MP



NEW

Wall Mounted
Bath Spout
EDI-140-C/P

MP



NEW

Mini Concentric
Exposed
Thermostatic Valve
WG-179M-CP

MP



Manual Valve
+ Diverter
EDI-147A-C/P

LP*



Manual Valve
EDI-145A-C/P

LP*



Water flows in an elegant, ribbon-like form, delivering a simple style statement to add a touch of luxury with every use.

ALTITUDE COORDINATING SHOWERS



Tablet 3 Outlet
Thermostatic Valve
All-Flow

TAB-128/3-ALT-C/P



Tablet 3 Outlet
Thermostatic Valve
All-Flow

TAB-128/3-H-ALT-C/P



Tablet 2 Outlet
Thermostatic Valve

TAB-128/2-ALT-C/P



Tablet 2 Outlet
Thermostatic Valve

TAB-128/2-H-ALT-C/P



Tablet 2 Outlet
Thermostatic Valve
All-Flow

TAB-148/2-ALT-C/P



Tablet 2 Outlet
Thermostatic Valve
All-Flow

TAB-148/2-H-ALT-C/P



Tablet 1 Outlet
Thermostatic Valve

TAB-148-ALT-C/P



Tablet 1 Outlet
Thermostatic Valve

TAB-148-H-ALT-C/P

PLEASE SEE PAGE **174** FOR

INFINITY COORDINATING ACCESSORIES

SYNERGIE

Synergie is an iconic collection of minimalist inspired products, featuring a sophisticated, indulgent waterfall element. Enjoy the soothing effect of a visible flow of water with Synergie's super smart 'open' design system. An elegant cascade of water beautifully drifts through this bold and imaginative design.

For further information visit
www.vado.com/synergie





Perfectly executed angles and a simple side lever action are effortlessly combined with sleek cubic aesthetics giving this ultra-modern design a unique sense of contemporary luxury.



Mono Basin Mixer

Extended Mono Basin Mixer

SYNERGIE TAPS

www.vado.com/synergie



Mono
Basin Mixer
+ Universal Waste
SYN-100/CC-C/P

MP



Extended Mono
Basin Mixer

SYN-100E/SB-C/P


MP



Wall Mounted
Basin Mixer

SYN-109S/A-C/P

LP




NEW

Floor Standing
Bath Shower Mixer
+ Shower Kit

SYN-233-CP

MP



NEW

Bath Shower Mixer
+ Waterfall Spout

SYN-232-CP

MP



NEW

Bath Shower Mixer
(For Use with Bath
Filler Waste + Overflow)

SYN-232NS-CP

MP



Push Type
Bath Filler Waste
+ Overflow

WG-81389/SQ-C/P



NEW

Wall Mounted
Waterfall Bath Spout

SYN-240/W-CP

MP



NEW

Deck Mounted
Waterfall Bath Spout

SYN-240D-CP

MP



Manual Valve
+ Diverter

SYN-147A-C/P

LP*



Manual Valve

SYN-145A-C/P

LP*

NOTION COORDINATING SHOWERS



Tablet 3 Outlet
Thermostatic Valve
All-Flow

TAB-128/3-NOT-C/P

LP*



Tablet 3 Outlet
Thermostatic Valve
All-Flow

TAB-128/3-H-NOT-C/P

LP*



Tablet 2 Outlet
Thermostatic Valve

TAB-128/2-NOT-C/P

LP*



Tablet 2 Outlet
Thermostatic Valve

TAB-128/2-H-NOT-C/P

LP*



Tablet 2 Outlet
Thermostatic Valve
All-Flow

TAB-148/2-NOT-C/P

LP*



Tablet 2 Outlet
Thermostatic Valve
All-Flow

TAB-148/2-H-NOT-C/P

LP*



Tablet 1 Outlet
Thermostatic Valve

TAB-148-NOT-C/P

LP*



Tablet 1 Outlet
Thermostatic Valve

TAB-148-H-NOT-C/P

LP*



Phase
DX 3 Outlet
Thermostatic Valve

PHA-148D/3-C/P

LP*



Phase
DX 2 Outlet
Thermostatic Valve

PHA-148D/2-C/P

LP*



Phase
DX 1 Outlet
Thermostatic Valve

PHA-148D-C/P

LP*



DX 2 Outlet
Thermostatic Valve

NOT-128D/2-C/P

LP*

PLEASE SEE PAGE 178 FOR

SHAMA COORDINATING ACCESSORIES



ALTITUDE

Create a striking style statement with Altitude's ultra-refined contemporary design details. A strong look that utilises fluid, contoured shapes alongside smooth, sleek surfaces – Altitude's sweeping, fluted details bring a touch of softness to this high-impact collection.

For further information visit
www.vado.com/altitude



Mono
Basin Mixer



Wall Mounted
Basin Mixer



ALTITUDE TAPS

www.vado.com/altitude



Progressive Mono
Basin Mixer
+ Universal Waste
ALT-100/CC-C/P



Wall Mounted
Basin Mixer
ALT-109-2-C/P



Push Type
Bath Filler Waste
+ Overflow
WG-81389-C/P



The Altitude collection brings a sense of stylish-chic to modern bathroom interiors.

ALTITUDE SHOWERS



Tablet 3 Outlet
Thermostatic Valve
All-Flow

TAB-128/3-ALT-C/P



Tablet 3 Outlet
Thermostatic Valve
All-Flow

TAB-128/3-H-ALT-C/P



Tablet 2 Outlet
Thermostatic Valve

TAB-128/2-ALT-C/P



Tablet 2 Outlet
Thermostatic Valve

TAB-128/2-H-ALT-C/P



Tablet 2 Outlet
Thermostatic Valve
All-Flow

TAB-148/2-ALT-C/P



Tablet 2 Outlet
Thermostatic Valve
All-Flow

TAB-148/2-H-ALT-C/P



Tablet 1 Outlet
Thermostatic Valve

TAB-148-ALT-C/P



Tablet 1 Outlet
Thermostatic Valve

TAB-148-H-ALT-C/P

PLEASE SEE PAGE **174** FOR

INFINITY COORDINATING ACCESSORIES



A breath-taking fusion of sleek, linear surfaces working in harmony with smooth masculine silhouettes give the Notion collection a fresh and inspiring design-led feel. Its strong angular lines are used to create a bold contemporary look perfect for modern luxury interiors.

NOTION

A striking contemporary product with a sleek high-gloss finish and eye-catching cubic angles, the Notion collection is a true celebration of modern design.

For further information visit
www.vado.com/notion



Slimline Mono
Basin Mixer



Extended Mono
Basin Mixer



NOTION TAPS

www.vado.com/notion



Slimline Mono
Basin Mixer
+ Universal Waste
NOT-200/CC-C/P

MP



Extended Mono
Basin Mixer
NOT-100E/SB-C/P

MP



Wall Mounted
Basin Mixer
NOT-109S/A-C/P

LP



Wall Mounted
Basin Mixer
220mm Spout
NOT-109S/A-220-C/P

LP



Basin Mixer
+ Pop-Up Waste
Square Handles
NOT-201-C/P

MP



Basin Mixer
+ Pop-Up Waste
NOT-101-C/P

MP



NEW
Bath Shower Mixer
+ Spout
NOT-232-CP

HP



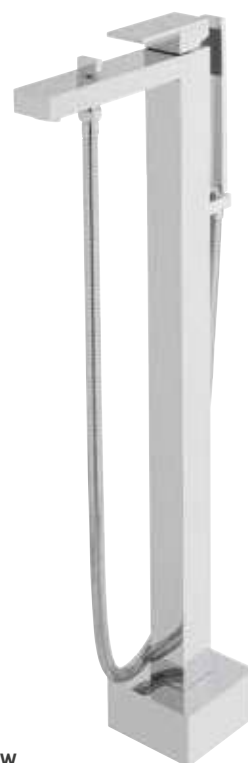
NEW
Bath Shower Mixer
(For Use with Bath
Filler Waste + Overflow)
NOT-232NS-CP

HP



Kitchen Mixer
NOT-150S-C/P

MP



NEW
Floor Standing
Bath Shower Mixer
+ Shower Kit
NOT-233-CP

HP



NEW

Synergie
Waterfall Spout
Wall Mounted
SYN-240/W-CP

MP



NEW

Synergie
Waterfall Spout
Deck Mounted
SYN-240D-CP

MP



Bath Spout

NOT-140A-CP

LP



Push Type
Bath Filler Waste
+ Overflow

WG-81389/SQ-C/P

MP



Manual Valve
+ Diverter

NOT-147A-C/P

LP*



Manual Valve

NOT-145A-C/P

LP*



PLEASE SEE PAGE **42** FOR
NOTION SHOWERS

PLEASE SEE PAGE **176** FOR
LEVEL COORDINATING ACCESSORIES

* LP for shower, MP for bath

NOTION SHOWERS



Tablet 3 Outlet
Thermostatic Valve
All-Flow

TAB-128/3-NOT-C/P



Tablet 3 Outlet
Thermostatic Valve
All-Flow

TAB-128/3-H-NOT-C/P



Tablet 2 Outlet
Thermostatic Valve

TAB-128/2-NOT-C/P



Tablet 2 Outlet
Thermostatic Valve

TAB-128/2-H-NOT-C/P



Tablet 2 Outlet
Thermostatic Valve
All-Flow

TAB-148/2-NOT-C/P



Tablet 2 Outlet
Thermostatic Valve
All-Flow

TAB-148/2-H-NOT-C/P



Tablet 1 Outlet
Thermostatic Valve

TAB-148-NOT-C/P



Tablet 1 Outlet
Thermostatic Valve

TAB-148-H-NOT-C/P



DX 3 Outlet
Thermostatic Valve

NOT-148D/3-C/P



DX 2 Outlet
Thermostatic Valve

NOT-148D/2-C/P



DX 1 Outlet
Thermostatic Valve

NOT-148D-C/P



DX 2 Outlet
Thermostatic Valve

NOT-128D/2-C/P







ORIGINS

A sense of effortless chic is beautifully captured within the graceful Origins collection. Simple, yet stylish designs combine subtle contours with striking and sophisticated design details. Gentle curves, smooth circles and sleek lines complete the timeless appearance of this elegant product.

For further information visit
www.vado.com/origins



Slimline Mono
Basin Mixer



Extended Mono
Basin Mixer

A touch of Italian inspired glamour is represented in a selection of handles available in 8 different finishes including luxurious marble options, offering the ultimate wow-factor.



ORIGINS TAPS

www.vado.com/origins



Mono
Basin Mixer
+ Universal Waste
ORI-100/CC-C/P

LP



Slimline Mono
Basin Mixer
+ Universal Waste
ORI-200/CC-C/P

MP



Extended Mono
Basin Mixer
ORI-100E/SB-C/P

LP



Wall Mounted
Basin Mixer
ORI-109S/A-C/P

LP



Pop-Up Type
Bath Filler Waste
+ Overflow
WG-81552A-CP

MP



Bath Spout
ORI-140-C/P

LP



NEW



NEW

Bath Shower Mixer
+ Spout
Z00-232-CP

HP



NEW

Bath Shower Mixer
(For Use with Bath
Filler Waste + Overflow)
Z00-232NS-CP

HP



Kitchen Mixer †
ORI-150S-C/P

LP

Floor Standing
Bath Shower Mixer
+ Shower Kit
ORI-233-CP

HP

ORIGINS SHOWERS



DX 2 Outlet
Thermostatic Valve ††

ORI-148D/2-C/P

LP*



DX 1 Outlet
Thermostatic Valve ††

ORI-148D-C/P

LP*



Manual Valve
+ Diverter

ORI-147A-C/P

LP*



Manual Valve

ORI-145A-C/P

LP*

LP*



Zoo
2 Outlet Diverter

ZOO-144/2-C/P

LP*



Zoo
Stop Valve

ZOO-143-3/4-C/P

LP*



Elements
2 Outlet Diverter

ELE-DIVERTER/D-C/P

LP*

MP*

ORIGINS HANDLE OPTIONS

All Origins mixers are supplied with a chrome lever as standard. Stone handles or Nuance coloured handles may be purchased separately.

Note:

Not suitable for slimline products

† Only available with Chrome or Stone handles

†† Available with Chrome or Nuance handles only



Origins Portoro
ORI-1-PORTORO



Origins Bardiglio
ORI-1-BARDIGLIO



Origins Botticino
ORI-1-BOTTICINO



Origins Carrara
ORI-1-CARRARA



Nuance Black
NUA-2/LEVER-BLK



Nuance White
NUA-2/LEVER-WHT



Nuance Red
NUA-2/LEVER-RED



Chrome
Supplied as standard

PLEASE SEE PAGE **168** FOR
SPA COORDINATING ACCESSORIES





GEO

A super chic eye-catching design that embraces both sweeping curves and clean, stripped-back contemporary lines.

Geo offers an ultra-modern look complete with a sense of innovative and artful elegance. A simple arc form is given a striking contemporary feel with its flat surface, adding a strong dynamic to this bold design. The Geo collection's fluid characteristic works perfectly within contemporary bathroom interiors.

For further information visit
www.vado.com/geo



Mono
Basin Mixer



Slimline Mono
Basin Mixer

GEO TAPS

www.vado.com/geo



Mono
Basin Mixer
+ Universal Waste
GEO-100/CC-C/P

MP



Slimline Mono
Basin Mixer
+ Universal Waste
GEO-200/CC-C/P

MP



Wall Mounted
Basin Mixer
GEO-109-C/P

LP



Wall Mounted
Basin Mixer
220mm Spout
GEO-109/220-C/P

LP



Basin Mixer
Square Handles
GEO-201-C/P

MP



Basin Mixer
GEO-101-C/P

MP



Floor Standing
Bath Spout
GEO-FLOORSPOUT-C/P

MP



Bath Shower Mixer
+ Spout
GEO-135-3/4-C/P

MP



Bath Shower Mixer
(For Use with Bath
Filler Waste + Overflow)
GEO-135/NS-3/4-C/P

MP



Push Type
Bath Filler Waste
+ Overflow
WG-81389/SQ-C/P

MP



NEW

Synergie
Waterfall Spout
Wall Mounted
SYN-240/W-CP

MP



NEW

Synergie
Waterfall Spout
Deck Mounted
SYN-240D-CP

MP



Pair of Deck Mounted
Stop Valves

GEO-142/PR-3/4-C/P

LP



Stop Valve

GEO-143-3/4-C/P

LP



Notion
Manual Valve
+ Diverter
NOT-147A-C/P

LP*



Notion
Manual Valve

NOT-145A-C/P

LP*



PLEASE SEE PAGE **52** FOR

NOTION COORDINATING SHOWERS

PLEASE SEE PAGE **178** FOR

SHAMA COORDINATING ACCESSORIES

NOTION COORDINATING SHOWERS



Tablet 3 Outlet
Thermostatic Valve
All-Flow

TAB-128/3-NOT-C/P



Tablet 3 Outlet
Thermostatic Valve
All-Flow

TAB-128/3-H-NOT-C/P



Tablet 2 Outlet
Thermostatic Valve

TAB-128/2-NOT-C/P



Tablet 2 Outlet
Thermostatic Valve

TAB-128/2-H-NOT-C/P



Tablet 2 Outlet
Thermostatic Valve
All-Flow

TAB-148/2-NOT-C/P



Tablet 2 Outlet
Thermostatic Valve
All-Flow

TAB-148/2-H-NOT-C/P



Tablet 1 Outlet
Thermostatic Valve

TAB-148-NOT-C/P



Tablet 1 Outlet
Thermostatic Valve

TAB-148-H-NOT-C/P



DX 3 Outlet
Thermostatic Valve

NOT-148D/3-C/P



DX 2 Outlet
Thermostatic Valve

NOT-148D/2-C/P



DX 1 Outlet
Thermostatic Valve

NOT-148D-C/P



DX 2 Outlet
Thermostatic Valve

NOT-128D/2-C/P









TÉ FALLS

Take inspiration from luxurious spa interiors with the Té Falls collection of boutique-chic waterfall designs. An innovative aesthetic inspired by cascading streams of clear water, the cool, clean, contemporary look works particularly well within elegant, exclusive interiors. A striking angular product, Té Falls captures the essence

of luxury within a smart cubic design, blending a modernist style with the natural allure of flowing water.

For further information visit
www.vado.com/tefalls

TÉ FALLS TAPS

www.vado.com/tefalls



Mono
Basin Mixer
+ Universal Waste
TEF-100/CC-C/P

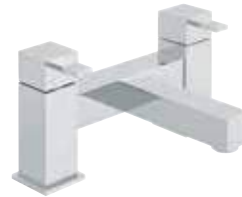
LP



Wall Mounted
Basin Mixer

TEF-109S/A-C/P

MP



Té
Bath Filler

TE-137-C/P

LP



Té
Bath Shower Mixer
+ Shower Kit

TE-130+K-C/P

LP



NEW

Synergie
Waterfall Spout
Wall Mounted
SYN-240/W-CP

MP



Push Type
Bath Filler Waste
+ Overflow

WG-81389/SQ-C/P

MP



Té
1 Outlet Thermostatic
Shower Valve 1/2"

TE-149T-C/P

LP



Notion
Manual Valve + Diverter
NOT-147A-C/P

LP

Notion
Manual Valve
NOT-145A-C/P

LP



NOTION COORDINATING SHOWERS



Tablet 3 Outlet
Thermostatic Valve
All-Flow

TAB-128/3-NOT-C/P

LP*

Tablet 3 Outlet
Thermostatic Valve
All-Flow

TAB-128/3-H-NOT-C/P

LP*

Tablet 2 Outlet
Thermostatic Valve

TAB-128/2-NOT-C/P

LP*

Tablet 2 Outlet
Thermostatic Valve

TAB-128/2-H-NOT-C/P

LP*



Tablet 2 Outlet
Thermostatic Valve
All-Flow

TAB-148/2-NOT-C/P

LP*

Tablet 2 Outlet
Thermostatic Valve
All-Flow

TAB-148/2-H-NOT-C/P

LP*

Tablet 1 Outlet
Thermostatic Valve

TAB-148-NOT-C/P

LP*

Tablet 1 Outlet
Thermostatic Valve

TAB-148-H-NOT-C/P

LP*



DX 3 Outlet
Thermostatic Valve

NOT-148D/3-C/P

LP*

DX 2 Outlet
Thermostatic Valve

NOT-148D/2-C/P

LP*

DX 1 Outlet
Thermostatic Valve

NOT-148D-C/P

LP*

DX 2 Outlet
Thermostatic Valve

NOT-128D/2-C/P

LP*

PLEASE SEE PAGE 176 FOR

LEVEL COORDINATING ACCESSORIES



Strong linear qualities, distinct modular angles and contemporary cubic forms give Té a unique modern appeal, the perfect addition to ultra-contemporary bathroom environments. Both elegant and exclusive, Té's design-led style provides the perfect fusion of function and form.

TÉ

Té's bold, iconic signature pieces capture the essence of superior contemporary bathroom design. Combining sleek, smooth lines with crisp, cubic angles, Té's sophisticated form accentuates a luxury finish to exhibit innovation of the highest quality.

For further information visit
www.vado.com/te



Mono
Basin Mixer



Extended Mono
Basin Mixer





Mono
Basin Mixer
+ Universal Waste
TE-100/CC-C/P

LP



Extended Mono
Basin Mixer
TE-100E/SB-C/P

LP



Mini Mono
Basin Mixer
+ Universal Waste
TE-100M/CC-C/P

LP




Bath Filler
TE-137-C/P

LP



Bath Shower Mixer
+ Shower Kit
TE-130+K-C/P

LP



Notion
Bath Spout
NOT-140A-CP

LP



Push Type
Bath Filler Waste
+ Overflow
WG-81389/SQ-C/P

MP



1 Outlet Thermostatic
Shower Valve 1/2"
TE-149T-C/P

LP



Manual Valve
+ Diverter
TE-147A-C/P

LP*



Manual Valve
TE-145A-C/P

LP*

NOTION COORDINATING SHOWERS



Tablet 3 Outlet
Thermostatic Valve
All-Flow

TAB-128/3-NOT-C/P

LP*

Tablet 3 Outlet
Thermostatic Valve
All-Flow

TAB-128/3-H-NOT-C/P

LP*

Tablet 2 Outlet
Thermostatic Valve

TAB-128/2-NOT-C/P

LP*

Tablet 2 Outlet
Thermostatic Valve

TAB-128/2-H-NOT-C/P

LP*



Tablet 2 Outlet
Thermostatic Valve
All-Flow

TAB-148/2-NOT-C/P

LP*

Tablet 2 Outlet
Thermostatic Valve
All-Flow

TAB-148/2-H-NOT-C/P

LP*

Tablet 1 Outlet
Thermostatic Valve

TAB-148-NOT-C/P

LP*

Tablet 1 Outlet
Thermostatic Valve

TAB-148-H-NOT-C/P

LP*



Mix²
DX 3 Outlet
Thermostatic Valve

MIX-148D/3-C/P

LP*

Mix²
DX 2 Outlet
Thermostatic Valve

MIX-148D/2-C/P

LP*

Mix²
DX 1 Outlet
Thermostatic Valve

MIX-148D-C/P

LP*

Mix²
DX 2 Outlet
Thermostatic Valve

MIX-128D/2-C/P

LP*

PLEASE SEE PAGE **176** FOR

LEVEL COORDINATING ACCESSORIES



LIFE

Enjoy the soft sweeping curves and gentle fluid lines of Life's flattering ergonomic design. An attractive and flexible product that works in harmony with both modern and classic bathroom environments. Life's seamless, delicate contours bring an element of understated sophistication to any bathroom.

For further information visit
www.vado.com/life



NEW

Slimline Mono
Basin Mixer



Wall Mounted
Basin Mixer

A popular choice for shower rooms and smaller bathrooms, Life offers a practical and simple solution for smaller spaces. With fresh forms and subtle styling, the Life collection effortlessly combines thoughtful design with natural beauty.





Mono
Basin Mixer
+ Universal Waste
LIF-100/CC-C/P

LP



NEW

Slimline Mono
Basin Mixer
+ Universal Waste
LIF-200/CC-CP

LP



Mini Mono
Basin Mixer
+ Universal Waste
LIF-100M/CC-C/P

LP



NEW

Floor Standing
Bath Shower Mixer
+ Shower Kit
LIF-233-CP

HP



Mono
Bidet Mixer
LIF-110/SB-C/P

MP



Wall Mounted
Basin Mixer
LIF-109S/A-200-C/P

LP



Wall Mounted
Basin Mixer
230mm Spout
LIF-109S/A-C/P

LP



Bath Filler
LIF-137-C/P

LP



Bath Shower Mixer
+ Shower Kit
LIF-130+K-C/P

LP



NEW

Thermostatic
Bath Shower Mixer
+ Shower Kit
LIF-123T+K-CP

MP



NEW

Thermostatic
Bath Shower Mixer
+ Shower Kit
LIF-131T+K-CP

MP

Thermostatic
Bath Shower Mixer
LIF-123T-CP

MP

Thermostatic
Bath Shower Mixer
LIF-131T-CP

MP



Bath Shower Mixer + Spout

LIF-132-C/P

HP



Bath Shower Mixer (For Use with Bath Filler Waste + Overflow)

LIF-132/NS-C/P

HP



Bath Spout

LIF-140-C/P

HP



Bath Shower Mixer + Shower Kit

LIF-123+K-C/P

LP

MP

LIFE SHOWERS



Pop-Up Type Bath Filler Waste + Overflow

WG-81552A-CP

MP



Kitchen Mixer

LIF-150S-C/P

LP



DX 3 Outlet Thermostatic Valve

LIF-148D/3-C/P

LP*



DX 2 Outlet Thermostatic Valve

LIF-148D/2-C/P

LP*



DX 1 Outlet Thermostatic Valve

LIF-148D-C/P

LP*



Manual Valve + Diverter

LIF-147A-C/P

LP*

Manual Valve

LIF-145A-C/P

LP*

LP*

PLEASE SEE PAGE **180** FOR
LIFE ACCESSORIES



The easy to use, flat surface lever, gentle circular lines and sleek surfaces work in harmony to create a modern, yet highly flexible design.

SENSE

The Sense collection is a seamless blend of classic and contemporary design, combining elegant curves and smooth linear elements. Its fluid, circular silhouette adds a touch of understated elegance and simple sophistication to both modern and classic bathrooms.

For further information visit
www.vado.com/sense



Mono
Basin Mixer



Extended Mono
Basin Mixer



SENSE TAPS

www.vado.com/sense



Mono
Basin Mixer
+ Pop-Up Waste
SEN-100-C/P

LP



Mono
Basin Mixer
+ Universal Waste
SEN-100/CC-C/P

LP



Extended Mono
Basin Mixer
SEN-100E/SB-C/P

LP



Mini Mono
Basin Mixer
+ Universal Waste
SEN-100M/CC-C/P

LP



Wall Mounted
Basin Mixer
SEN-109S/A-C/P

LP



Bath Shower Mixer
+ Shower Kit
SEN-130+K-C/P

LP



Bath Filler
SEN-137-C/P

LP



Zoo
Bath Spout
Z00-140-C/P

LP



Bath Shower Mixer
(For Use with Bath
Filler Waste + Overflow)
SEN-135/NS-C/P

MP



Pop-Up Type
Bath Filler Waste
+ Overflow
WG-81552A-CP

MP

LIFE COORDINATING SHOWERS



DX 3 Outlet
Thermostatic Valve

LIF-148D/3-C/P



DX 2 Outlet
Thermostatic Valve

LIF-148D/2-C/P



DX 1 Outlet
Thermostatic Valve

LIF-148D-C/P



Sense
Manual Valve + Diverter

SEN-147A-C/P

Sense
Manual Valve

SEN-145A-C/P



PLEASE SEE PAGE **180** FOR
LIFE COORDINATING ACCESSORIES



ZOO

Zoo is an intelligent, iconic product range that offers an effortless fusion of innovation and purity of design.

For further information visit
www.vado.com/zoo



Mono
Basin Mixer



Extended Mono
Basin Mixer

Featuring a single lever slimline control, this contemporary design blends underplayed elegance with simple practicality.

The high-spec design and advanced production techniques are evident within the collection's exceptional quality of finish.



ZOO TAPS

www.vado.com/zoo



Mono
Basin Mixer
+ Pop-Up Waste
ZOO-100-C/P

LP



Mono
Basin Mixer
+ Universal Waste
ZOO-100/CC-C/P

LP



Extended Mono
Basin Mixer
ZOO-100E/SB-C/P

LP



Mini Mono
Basin Mixer
+ Universal Waste
ZOO-100M/CC-C/P

LP



Basin
Pillar Taps
ZOO-106-C/P

LP



Wall Mounted
Basin Mixer
ZOO-109-C/P

LP



Wall Mounted
Basin Mixer
ZOO-109S/A-C/P

LP



Mono
Bidet Mixer
+ Pop-Up Waste
ZOO-110-C/P

MP



Bath Filler
ZOO-137-C/P

LP



Bath Shower Mixer
+ Shower Kit
ZOO-130+K-C/P

LP



Celsius Thermostatic
Bath Shower Mixer
CEL-123T-C/P

MP



Celsius Thermostatic
Bath Shower Mixer
+ Shower Kit
CEL-123T+K-C/P

MP



Celsius Thermostatic Bath Shower Mixer

CEL-131T-C/P

MP



Celsius Thermostatic Bath Shower Mixer + Shower Kit

CEL-131T+K-C/P

MP



Bath Shower Mixer + Spout

ZOO-135-3/4-C/P

MP



Bath Shower Mixer (For Use with Bath Filler Waste + Overflow)

ZOO-135/NS-3/4-C/P

MP



NEW

Bath Shower Mixer + Spout

ZOO-232-CP

MP



NEW

Bath Shower Mixer (For Use with Bath Filler Waste + Overflow)

ZOO-232NS-CP

MP



Pop-Up Type Bath Filler Waste + Overflow

WG-81552A-CP

MP



Zoo Bath Spout

ZOO-140-C/P

LP



Elements 2 Outlet Diverter

ELE-DIVERTER/D-C/P

MP



Pair of Deck Mounted Stop Valves

ZOO-142/PR-3/4-C/P

LP

PLEASE SEE PAGE **74** FOR
CELSIUS COORDINATING SHOWERS

PLEASE SEE PAGE **168** FOR
SPA COORDINATING ACCESSORIES

CELSIUS COORDINATING SHOWERS

www.vado.com/zoo



DX 3 Outlet
Thermostatic Valve

CEL-148D/3/R0-C/P

LP*



DX 2 Outlet
Thermostatic Valve

CEL-148D/2/R0-C/P

LP*



DX 1 Outlet
Thermostatic Valve

CEL-148D/R0-C/P

LP*



Thermostatic
Mixing Valve

CEL-163-C/P

LP*



DX 3 Outlet
Thermostatic Valve

CEL-148D/3/SQ-C/P

LP*



DX 2 Outlet
Thermostatic Valve

CEL-148D/2/SQ-C/P

LP*



DX 1 Outlet
Thermostatic Valve

CEL-148D/SQ-C/P

LP*



DX 2 Outlet
Thermostatic Valve

CEL-128D/2-C/P

LP*



Zoo
Manual Valve
+ Diverter

Z00-147A/R0-C/P

LP*



Zoo
Manual Valve
+ Diverter

Z00-147A/SQ-C/P

LP*



Zoo
Manual Valve

Z00-145A/R0-C/P

LP*



Zoo
Manual Valve

Z00-145A/SQ-C/P

LP*



1 Outlet Thermostatic
Shower Valve 3/4"

CEL-149-3/4-C/P

LP



1 Outlet Thermostatic
Shower Valve 1/2"

CEL-149-1/2-C/P

LP



Zoo
2 Outlet Diverter

ZOO-144/2-C/P

LP




Zoo
Stop Valve

ZOO-143-3/4-C/P

LP







PHASE

The tapered angles of this eye-catching collection bring a note of boldness to the bathroom. A strong design that cleverly fuses cubic forms with calming curves to create a

For further information visit
www.vado.com/phase

look that is both strong yet sophisticated. The Phase collection works particularly well with square or rectangular basins. The gently contoured angles and simple flat surfaces work in-sync demonstrating the quality of this innovative design.

PHASE TAPS

www.vado.com/phase



Mono
Basin Mixer
+ Universal Waste
PHA-200/CC-C/P

LP



Mini Mono
Basin Mixer
+ Universal Waste
PHA-200M/CC-C/P

LP



Wall Mounted
Basin Mixer
PHA-109S/A-C/P

LP



Mono
Bidet Mixer
+ Pop-Up Waste
PHA-210-C/P

MP



Bath Shower Mixer
+ Shower Kit
PHA-123+K-C/P

MP



Bath Filler
PHA-137-C/P

LP



Bath Shower Mixer
+ Shower Kit
PHA-130+K-C/P

LP



Push Type
Bath Filler Waste
+ Overflow
WG-81389/SQ-C/P

MP



Té
1 Outlet Thermostatic
Shower Valve 1/2"
TE-149T-C/P

LP

PHASE SHOWERS



DX 3 Outlet
Thermostatic Valve

PHA-148D/3-C/P



DX 2 Outlet
Thermostatic Valve

PHA-148D/2-C/P



DX 1 Outlet
Thermostatic Valve

PHA-148D-C/P



Manual Valve + Diverter
PHA-147A-C/P

LP*



Manual Valve
PHA-145A-C/P

LP*



PLEASE SEE PAGE **170** FOR
PHASE ACCESSORIES



A timeless look which works harmoniously within modern and traditional bathrooms, Photon's single lever easy-to-use design maximises on both function and form.

PHOTON

An elegant understated collection featuring a gentle upturned handle which gives a note of individuality to this simple design. A blend of tapered curves and linear surfaces, the Photon collection provides the perfect combination of classic and contemporary styling.

For further information visit
www.vado.com/photon



Mono
Basin Mixer



Wall Mounted
Basin Mixer



PHOTON TAPS

www.vado.com/photon



Mono
Basin Mixer
+ Universal Waste
PHO-100/CC-C/P

LP



Mini Mono
Basin Mixer
+ Universal Waste
PHO-100M/CC-C/P

LP



Wall Mounted
Basin Mixer

PHO-109S/A-C/P

LP



Pop-Up Type
Bath Filler Waste
+ Overflow

WG-81552A-CP

MP



Bath Filler

PHO-137-C/P

LP



Bath Shower Mixer
+ Shower Kit

PHO-130+K-C/P

LP

PHOTON SHOWERS



DX 3 Outlet
Thermostatic Valve

PHO-148D/3-C/P



DX 2 Outlet
Thermostatic Valve

LP **PHO-148D/2-C/P**



DX 1 Outlet
Thermostatic Valve

LP **PHO-148D-C/P**



Manual Valve + Diverter
PHO-147A-C/P

LP

Manual Valve
PHO-145A-C/P

LP



PLEASE SEE PAGE **172** FOR
PHOTON ACCESSORIES



Combining fluid, contoured curves with sleek, linear design elements makes easy-to-use Ion a firm family favourite. Relaxed and uncomplicated, Ion's strong contemporary look and fresh feel makes it a practical and stylish lifestyle option for modern homes.

ION

An attractive and flexible design that blends the essential qualities of both function and form. Ion offers clean, stylish design notes that incorporate gentle aspects of modern simplicity.

For further information visit
www.vado.com/ion



Mono
Basin Mixer



Basin
Pillar Taps



ION TAPS

www.vado.com/ion



Mono
Basin Mixer
+ Universal Waste
ION-100/CC-C/P

LP



Mini Mono
Basin Mixer
+ Universal Waste
ION-100M/CC-C/P

LP



Basin
Pillar Taps
ION-106A-CP

LP



Bath
Pillar Taps
ION-136A-CP

LP



Bath Filler
ION-137-C/P

LP



Bath Shower Mixer
+ Shower Kit
ION-130+K-C/P

LP

LP



CELSIUS COORDINATING SHOWERS



DX 3 Outlet
Thermostatic Valve

CEL-148D/3/RO-C/P

LP*



DX 2 Outlet
Thermostatic Valve

CEL-148D/2/RO-C/P

LP*



DX 1 Outlet
Thermostatic Valve

CEL-148D/RO-C/P

LP*

LP*



DX 3 Outlet
Thermostatic Valve

CEL-148D/3/SQ-C/P

LP*



DX 2 Outlet
Thermostatic Valve

CEL-148D/2/SQ-C/P

LP*



DX 1 Outlet
Thermostatic Valve

CEL-148D/SQ-C/P

LP*



DX 2 Outlet
Thermostatic Valve

CEL-128D/2-C/P

LP*

LP*



Ion
Manual Valve
+ Diverter

ION-147A-C/P

LP*



Ion
Manual Valve

ION-145A-C/P

LP*

LP*

PLEASE SEE PAGE **172** FOR

PHOTON COORDINATING ACCESSORIES

* **LP** for shower, **MP** for bath – for more information on DX valves see page 116





ASCENT

The Ascent collection brings together the essential qualities of good design. Uncomplicated and understated, Ascent's soft, gentle form provides simple yet stylish bathroom solutions.

For further information visit
www.vado.com/ascent

ASCENT TAPS

www.vado.com/ascent



Mono
Basin Mixer
+ Universal Waste
ASC-100/CC-C/P

LP



Kitchen Mixer

ASC-150-C/P

LP



Bath Filler

ASC-137-C/P

LP



Bath Shower Mixer
+ Shower Kit

ASC-130+K-C/P

LP



PHOTON COORDINATING SHOWERS



DX 3 Outlet
Thermostatic Valve

PHO-148D/3-C/P



DX 2 Outlet
Thermostatic Valve

LP **PHO-148D/2-C/P**



DX 1 Outlet
Thermostatic Valve

LP **PHO-148D-C/P**



Manual Valve + Diverter
PHO-147A-C/P

LP

Manual Valve
PHO-145A-C/P

LP



PLEASE SEE PAGE **168** FOR
SPA COORDINATING ACCESSORIES



ELEMENTS

The perfect blend of effortless beauty and superior practicality, Elements brings together the very best in high performance technology set within a striking and contemporary design collection. Featuring elegant cross-shaped single control handles, sweeping circular arcs and sleek outlines, this design is perfectly suited to modern, design-led interiors.

For further information visit
www.vado.com/elements



Mono
Basin Mixer

Basin Mixer



ELEMENTS TAPS

www.vado.com/elements



Mono
Basin Mixer
+ Pop-Up Waste
ELW-100-C/P

LP



Mono
Basin Mixer
+ Universal Waste
ELW-100/CC-C/P

LP



Basin Mixer
+ Pop-Up Waste
ELW-101-C/P

LP



Wall Mounted
Basin Mixer
ELW-109L-C/P

LP



Wall Mounted
Bath Mixer
220mm Spout
ELW-126L-3/4-C/P

LP



Bath Shower Mixer
+ Spout
ELW-135-3/4-C/P

LP



Bath Shower Mixer
(For Use with Bath
Filler Waste + Overflow)
ELW-135/NS-3/4-C/P

MP



Pop-Up Type
Bath Filler Waste
+ Overflow
WG-81552A-CP

MP



Bath Filler
ELW-137-C/P

LP



Bath Shower Mixer
+ Shower Kit
ELW-130+K-C/P

LP



Pair of Deck Mounted
Stop Valves
ELW-142/PR-3/4-C/P

LP*

ELEMENTS SHOWERS



DX 3 Outlet
Thermostatic Valve

ELE-148D/3-C/P



DX 2 Outlet
Thermostatic Valve

LP **ELE-148D/2-C/P**



DX 1 Outlet
Thermostatic Valve

LP **ELE-148D-C/P**



DX 2 Outlet
Thermostatic Valve

LP **ELE-128D/2-C/P**

LP



PLEASE SEE PAGE **182** FOR
ELEMENTS ACCESSORIES



Victoriana features eye-catching design details such as ceramic elements, fluid teardrop contouring and traditional cross-shaped handles, each adding to the authentic vintage-chic aesthetic. The Victoriana collection combines the latest technology with a strong sense of heritage and high-quality styling.

VICTORIANA

The Victoriana collection celebrates the quintessential charm and unmistakable quality of traditional 'British' design. Sophisticated products that capture the essence of timeless elegance yet also work well within modern interiors.

For further information visit
www.vado.com/victoriana



Mono
Basin Mixer



Wall Mounted
Basin Mixer



VICTORIANA TAPS

www.vado.com/victoriana



Mono
Basin Mixer
+ Pop-Up Waste
VIC-100/CD-C/P



Wall Mounted
Basin Mixer
VIC-109/CD-C/P



Basin
Pillar Taps
VIC-106/CD-C/P



Floor Standing
Bath Shower Mixer
+ Shower Kit
VIC-133/CD+K-C/P



Bath
Pillar Taps
VIC-136/CD-C/P



Bath Shower Mixer
+ Shower Kit
VIC-131/S/CD-C/P



Wall Mounted
Bath Shower Mixer
+ Shower Kit
VIC-120/CD-C/P

WESTBURY SHOWERS



1 Outlet
Thermostatic Valve

WSB-149-3/4-C/P



1 Outlet
Thermostatic Valve

WSB-148-3/4-C/P



PLEASE SEE PAGE **184** FOR
TOURNAMENT COORDINATING ACCESSORIES



This classic, yet ornate design is further tailored with sophisticated black or white ceramic handles and circular inlays.

KENSINGTON

With a classic 'town and country' vintage style, Kensington portrays traditional elegance with beautifully crafted and nostalgic design details. A fluid design with circular contours boasting an attractive, easy to use, lever handle.

For further information visit
www.vado.com/kensington



Mono
Basin Mixer



Wall Mounted
Basin Mixer



KENSINGTON TAPS

www.vado.com/kensington



Mono
Basin Mixer
+ Pop-Up Waste
KEN-100/CD-C/P

LP



Mono
Basin Mixer
+ Pop-Up Waste
KEN-200/CD-C/P

LP



Floor Standing
Bath Shower Mixer
+ Shower Kit
KEN-133/CD+K-C/P

LP



Floor Standing
Bath Shower Mixer
+ Shower Kit
KEN-233/CD+K-C/P

LP



Wall Mounted
Basin Mixer
KEN-109/CD-C/P

LP



Wall Mounted
Basin Mixer
KEN-209/CD-C/P

LP



Basin Mixer
KEN-101/CD-C/P

LP



Basin Mixer
KEN-201/CD-C/P

LP



Basin
Pillar Taps
KEN-106/CD-C/P

LP



Basin
Pillar Taps
KEN-206/CD-C/P

LP



Bath Shower Mixer + Shower Kit

KEN-131/CD-C/P

LP



Bath Shower Mixer + Shower Kit

KEN-231/CD-C/P

LP



Wall Mounted Bath Shower Mixer + Shower Kit

KEN-120/CD-C/P

LP



Wall Mounted Bath Shower Mixer + Shower Kit

KEN-220/CD-C/P

LP

WESTBURY SHOWERS



1 Outlet Thermostatic Valve

WSB-149-3/4-C/P

LP



1 Outlet Thermostatic Valve

WSB-249-3/4-C/P

LP



1 Outlet Thermostatic Valve

WSB-148-3/4-C/P

LP



1 Outlet Thermostatic Valve

WSB-248-3/4-C/P

LP

PLEASE SEE PAGE **184** FOR
TOURNAMENT COORDINATING ACCESSORIES



WENTWORTH

The timeless elegance of the Wentworth collection celebrates the finest elements of traditional and modern bathroom design. Simple, yet sophisticated, Wentworth seamlessly captures the very best features of both contemporary and classic styles. A unique design original, with a vintage-cool quality of finish, this is the perfect choice for period-style interiors and traditional bathrooms. Wentworth's elegant country-house aesthetic offers a sleek, boutique-chic feel with a nostalgic sense of classic glamour.

For further information visit
www.vado.com/wentworth



Mono
Basin Mixer



Basin Mixer



WENTWORTH TAPS

www.vado.com/wentworth



Mono
Basin Mixer
+ Pop-Up Waste
WEN-100-C/P



Basin Mixer
+ Pop-Up Waste
WEN-101-C/P



Floor Standing
Bath Shower Mixer
+ Shower Kit
WEN-133+K-C/P



Luxury Standpipes
WEN-190-C/P



Basin
Pillar Taps
WEN-106L-C/P



Bath
Pillar Taps
WEN-136-C/P



Bath Shower Mixer
+ Shower Kit
WEN-131-C/P



Bath Filler
WEN-137-C/P



Mono
Bidet Mixer
+ Pop-Up Waste
WEN-110-C/P

WESTBURY SHOWERS



1 Outlet
Thermostatic Valve

WSB-149-3/4-C/P



1 Outlet
Thermostatic Valve

WSB-148-3/4-C/P



PLEASE SEE PAGE **184** FOR
TOURNAMENT COORDINATING ACCESSORIES



CLOAKROOM

For environments where space is at a premium, the Cloakroom collection offers innovative and stylish space-saving solutions.

Attractive and highly practical, each design offers the elegance and ingenuity of standard size collections, yet, is uniquely tailored to maximise on efficiency. Created to

work in unison with smaller basins, Mini Mono products work particularly well within compact environments such as cloakrooms, shower rooms and en-suites.

For further information visit
www.vado.com/cloakroom

CLOAKROOM TAPS



Mini Mono
Basin Mixer
+ Universal Waste
OMI-100M/CC-C/P

MP



Mini Mono
Basin Mixer
+ Universal Waste
TE-100M/CC-C/P

LP



Mini Mono
Basin Mixer
+ Universal Waste
LIF-100M/CC-C/P

LP



Mini Mono
Basin Mixer
+ Universal Waste
SEN-100M/CC-C/P

LP



Mini Mono
Basin Mixer
+ Universal Waste
ZOO-100M/CC-C/P

LP



Mini Mono
Basin Mixer
+ Universal Waste
PHA-200M/CC-C/P

LP



Mini Mono
Basin Mixer
+ Universal Waste
PHO-100M/CC-C/P

LP



Mini Mono
Basin Mixer
+ Universal Waste
ION-100M/CC-C/P

LP



I-TECH

Streamlined, touch-free designs, combine the essential elements of both function and form. Sleek curves, linear angles and smart technology are cleverly blended within a simple easy-to-use sophisticated design. With a clean and uncomplicated look, I-Tech is the perfect choice for modern bathrooms. When installed with a thermostatic valve, this

product provides a highly practical water efficient solution. The infra-red touch-free technology makes I-Tech a first-class option for hard-working environments.

For further information visit
www.vado.com/i-tech

I-TECH INFRA-RED TAPS



Ascent Infra-Red
Mono Basin Mixer
Mains or
AA Battery Operated
IR-100/ASC-C/P

MP



Life Infra-Red
Mono Basin Mixer
Mains or
AA Battery Operated
IR-100/LIF-C/P

MP



Zoo Infra-Red
Mono Basin Mixer
Mains or
AA Battery Operated
IR-100/ZOO-C/P

MP



Notion Infra-Red
Basin Mixer
Mains or
AA Battery Operated
IR-109/NOT-C/P

MP



Infra-Red Spout
Mono Basin Mixer
Mains or
AA Battery Operated
IR-DSPOUT-C/P

MP



Infra-Red Spout
Mono Basin Mixer
Mains or
AA Battery Operated
IR-WSPOUT-C/P

MP



Protherm In-Line
Thermostatic Valve
TMV2 Approved
15mm Fittings
PRO-5001-N/P



LP



Protherm In-Line
22mm Fittings



PRO-5001/C-22MM




TABLET

Compact in form and unique in operation, Tablet embraces the latest innovations in maximising water flow performance to offer an elegant and sophisticated showering solution.

Combining VADO's **all-flow** functionality with industry-leading, thermostatic technology, Tablet ensures a fully immersive showering experience even at low pressure.

To view the entire range visit
www.vado.com/tablet



1 FLOW CONTROL


Independently controls the flow of water for up to two outlets and can be operated simultaneously using 'all-flow' functionality.

2 TEMPERATURE CONTROL

To ensure the safety and protection of all users, VADO's leading polymer thermostatic cartridge technology allows for temperature stabilisation to prevent scalding from sudden pressure fluctuations and cold-water isolation.

3 FLOW CONTROL

Controls the flow of water to one outlet.



Actual Size



Clean, flat surfaces effortlessly complement the perfect alignment of Tablet's delicately proportioned handles and back-plate to capture the very best of contemporary British design.
















Tablet's class-leading thermostatic cartridges offer enhanced temperature control and exceptional safety from temperature fluctuations, including a maximum pre-set and automatic shut-off, to ensure a superior and supremely comfortable showering performance.

Easy to use and easy to fit, Tablet is truly the fitter's friend – designed to make installation simpler and quicker.

Featuring ergonomic, soft-turn handles tailored to our premium ranges – Altitude, Notion, Kovera and our latest statement collection, Omika. Tablet provides a touch of luxury with every use.

TABLET VALVE

www.vado.com/tablet

 <p>Omika</p>	 <p>Omika</p>	 <p>Omika</p>	 <p>Omika</p>
<p>Tablet 3 Outlet Thermostatic Valve All-Flow TAB-128/3-OMI-C/P</p>	<p>Tablet 3 Outlet Thermostatic Valve All-Flow TAB-128/3-H-OMI-C/P</p>	<p>Tablet 2 Outlet Thermostatic Valve TAB-128/2-OMI-C/P</p>	<p>Tablet 2 Outlet Thermostatic Valve TAB-128/2-H-OMI-C/P</p>
 <p>Omika</p>	 <p>Omika</p>	 <p>Omika</p>	
<p>Tablet 2 Outlet Thermostatic Valve All-Flow TAB-148/2-OMI-C/P</p>	<p>Tablet 2 Outlet Thermostatic Valve All-Flow TAB-148/2-H-OMI-C/P</p>	<p>Tablet 1 Outlet Thermostatic Valve TAB-148-OMI-C/P</p>	
 <p>Kovera</p>	 <p>Kovera</p>	 <p>Kovera</p>	 <p>Kovera</p>
<p>Tablet 3 Outlet Thermostatic Valve All-Flow TAB-128/3-KOV-C/P</p>	<p>Tablet 3 Outlet Thermostatic Valve All-Flow TAB-128/3-H-KOV-C/P</p>	<p>Tablet 2 Outlet Thermostatic Valve TAB-128/2-KOV-C/P</p>	<p>Tablet 2 Outlet Thermostatic Valve TAB-128/2-H-KOV-C/P</p>
 <p>Kovera</p>	 <p>Kovera</p>	 <p>Kovera</p>	 <p>Kovera</p>
<p>Tablet 2 Outlet Thermostatic Valve All-Flow TAB-148/2-KOV-C/P</p>	<p>Tablet 2 Outlet Thermostatic Valve All-Flow TAB-148/2-H-KOV-C/P</p>	<p>Tablet 1 Outlet Thermostatic Valve TAB-148-KOV-C/P</p>	<p>Tablet 1 Outlet Thermostatic Valve TAB-148-H-KOV-C/P</p>



Altitude

Tablet 3 Outlet
Thermostatic Valve
All-Flow

TAB-128/3-ALT-C/P



Altitude

Tablet 3 Outlet
Thermostatic Valve
All-Flow

TAB-128/3-H-ALT-C/P



Altitude

Tablet 2 Outlet
Thermostatic Valve

TAB-128/2-ALT-C/P



Altitude

Tablet 2 Outlet
Thermostatic Valve

TAB-128/2-H-ALT-C/P



Altitude

Tablet 2 Outlet
Thermostatic Valve
All-Flow

TAB-148/2-ALT-C/P



Altitude

Tablet 2 Outlet
Thermostatic Valve
All-Flow

TAB-148/2-H-ALT-C/P



Altitude

Tablet 1 Outlet
Thermostatic Valve

TAB-148-ALT-C/P



Altitude

Tablet 1 Outlet
Thermostatic Valve

TAB-148-H-ALT-C/P



Notion

Tablet 3 Outlet
Thermostatic Valve
All-Flow

TAB-128/3-NOT-C/P



Notion

Tablet 3 Outlet
Thermostatic Valve
All-Flow

TAB-128/3-H-NOT-C/P



Notion

Tablet 2 Outlet
Thermostatic Valve

TAB-128/2-NOT-C/P



Notion

Tablet 2 Outlet
Thermostatic Valve

TAB-128/2-H-NOT-C/P



Notion

Tablet 2 Outlet
Thermostatic Valve
All-Flow

TAB-148/2-NOT-C/P



Notion

Tablet 2 Outlet
Thermostatic Valve
All-Flow

TAB-148/2-H-NOT-C/P



Notion

Tablet 1 Outlet
Thermostatic Valve

TAB-148-NOT-C/P



Notion

Tablet 1 Outlet
Thermostatic Valve

TAB-148-H-NOT-C/P



* LP for shower, MP for bath – for more information on DX valves see page 112

DX VALVE

Introducing the DX valve; a sleek and stylish range of thermostatic shower valves perfectly suited to all bathroom interiors.

Boasting **excellent control and remarkable versatility**, the DX valve is available in nine styles and compatible with all VADO collections.

To view the entire range visit
www.vado.com/dx



1 FLOW CONTROL

Independently controls the flow of water for up to three outlets to offer an outstanding showering experience with complete flexibility.

2 TEMPERATURE CONTROL

Coupled with limescale resistant, polymer thermostatic cartridge technology, the intuitive button-less 38° temperature stop allows for easy shower temperature selection whilst preventing scalding from sudden pressure fluctuations and cold-water isolation to ensure the safety and protection of all users.

Featuring superior internal water flow, the DX valve allows for improved bath fill with a combi boiler.



Through advanced innovations in thermostatic technology, the DX valve's ergonomic dials feature a unique, button-less 38° temperature stop and a built-in fluctuation regulator to ensure a safe and risk-free showering experience.

Contemporary, ultra-refined and simple to use, the DX valve delivers water through multiple outlets simultaneously using a 3-handle valve whilst also integrating up to three outlets in a 2-handle valve, offering a smart and compact design with excellent flexibility.

Easy to use and easy to fit, the DX valve is truly the fitter's friend – designed to make installation quick and easy.



DX VALVE

www.vado.com/dx



Notion

DX 3 Outlet
Thermostatic Valve

NOT-148D/3-C/P

LP*



Notion

DX 2 Outlet
Thermostatic Valve

NOT-148D/2-C/P

LP*



Notion

DX 1 Outlet
Thermostatic Valve

NOT-148D-C/P

LP*



Notion

DX 2 Outlet
Thermostatic Valve

NOT-128D/2-C/P

LP*



Mix²

DX 3 Outlet
Thermostatic Valve

MIX-148D/3-C/P

LP*



Mix²

DX 2 Outlet
Thermostatic Valve

MIX-148D/2-C/P

LP*



Mix²

DX 1 Outlet
Thermostatic Valve

MIX-148D-C/P

LP*



Mix²

DX 2 Outlet
Thermostatic Valve

MIX-128D/2-C/P

LP*



Origins

DX 2 Outlet
Thermostatic Valve

ORI-148D/2-C/P

LP*



Origins

DX 1 Outlet
Thermostatic Valve

ORI-148D-C/P

LP*

HANDLE OPTIONS

All Origins thermostatic showers are supplied with a chrome lever as standard. Nuance coloured handles may be purchased separately.



Nuance Black
NUA-2/LEVER-BLK



Nuance White
NUA-2/LEVER-WHT



Nuance Red
NUA-2/LEVER-RED



Life

DX 3 Outlet
Thermostatic Valve

LIF-148D/3-C/P



Life

DX 2 Outlet
Thermostatic Valve

LIF-148D/2-C/P



Life

DX 1 Outlet
Thermostatic Valve

LIF-148D-C/P



Celsius

DX 3 Outlet
Thermostatic Valve

CEL-148D/3/R0-C/P



Celsius

DX 2 Outlet
Thermostatic Valve

CEL-148D/2/R0-C/P



Celsius

DX 1 Outlet
Thermostatic Valve

CEL-148D/R0-C/P



Celsius

DX 3 Outlet
Thermostatic Valve

CEL-148D/3/SQ-C/P



Celsius

DX 2 Outlet
Thermostatic Valve

CEL-148D/2/SQ-C/P



Celsius

DX 1 Outlet
Thermostatic Valve

CEL-148D/SQ-C/P



Celsius

DX 2 Outlet
Thermostatic Valve

CEL-128D/2-C/P

DX VALVE

www.vado.com/dx



Phase

DX 3 Outlet
Thermostatic Valve

PHA-148D/3-C/P



Phase

DX 2 Outlet
Thermostatic Valve

PHA-148D/2-C/P



Phase

DX 1 Outlet
Thermostatic Valve

PHA-148D-C/P



Photon

DX 3 Outlet
Thermostatic Valve

PHO-148D/3-C/P



Photon

DX 2 Outlet
Thermostatic Valve

PHO-148D/2-C/P



Photon

DX 1 Outlet
Thermostatic Valve

PHO-148D-C/P



Elements

DX 3 Outlet
Thermostatic Valve

ELE-148D/3-C/P



Elements

DX 2 Outlet
Thermostatic Valve

ELE-148D/2-C/P



Elements

DX 1 Outlet
Thermostatic Valve

ELE-148D-C/P



Elements

DX 2 Outlet
Thermostatic Valve

ELE-128D/2-C/P







Start/Stop SmartDial remote allows you to operate your shower without getting wet.

Edit Mono Basin Mixer

Simple, stylish and sophisticated. The Sensori SmartDial embraces digital innovation to reinvent your bathroom experience and offer full control at your fingertips.



Sky Ceiling
Mounted Shower

Soft-turn, tactile
dials for effortless
temperature and
flow control.

Zoo Shower Kit with
Integrated Outlet

Recreate your perfect bath
at the touch of a button

SENSORI
SMARTDIAL

Save your choices. Save time.
Revitalise your bathroom.



Store your temperature, flow and bath fill choices in three unique user settings for a tailored bath or shower.



Sensori SmartDial
Dual Outlet Shower/Bath Control
DIA-2700 MP

- ✓ Temperature and flow control
- ✓ For use with two outlets
- ✓ Outlet diversion button
- ✓ Automatic bath-fill

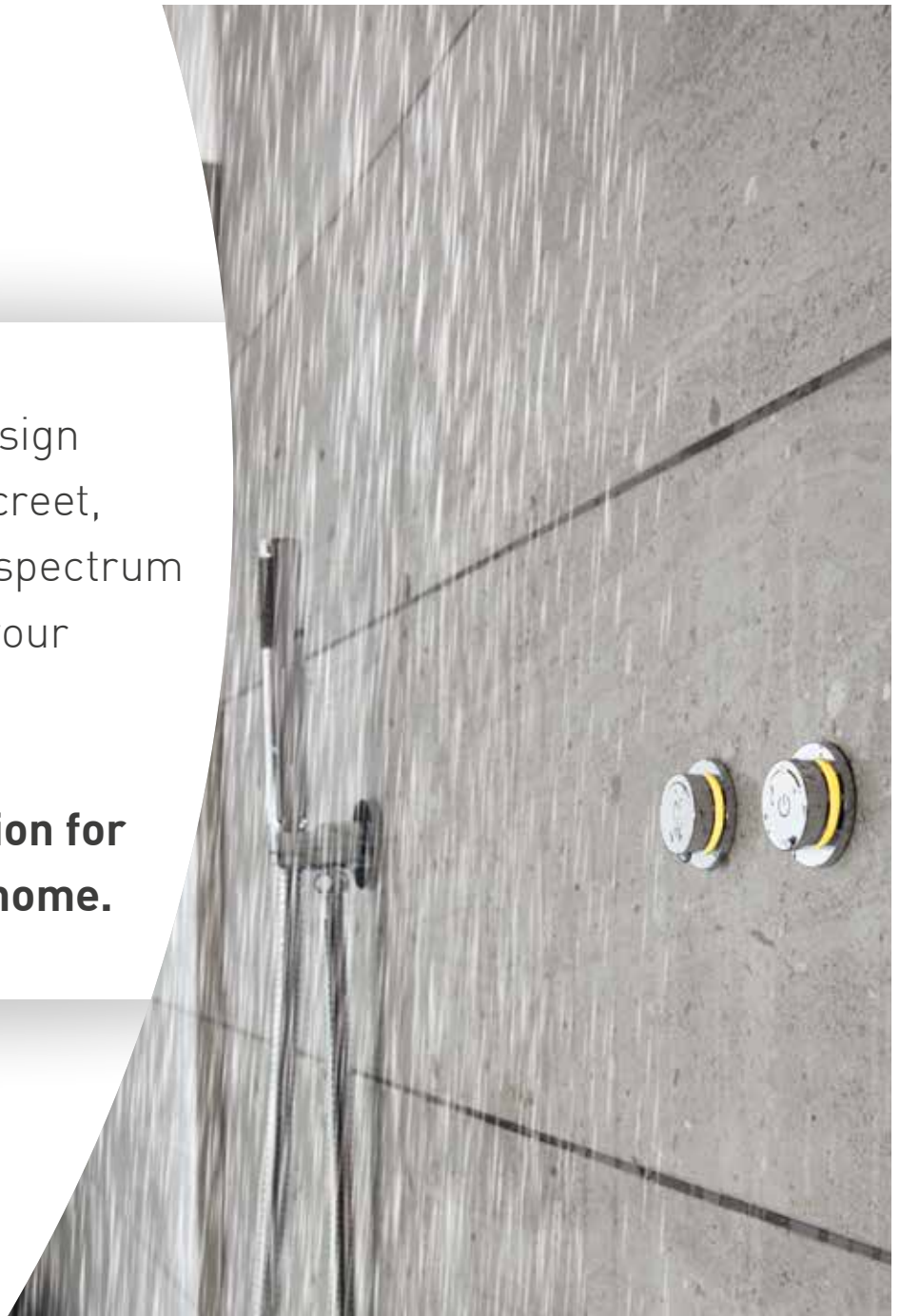


Sensori SmartDial
Single Outlet Control
DIA-1000 MP

- ✓ Temperature control
- ✓ For use with one outlet

Sensori's purity of design is accentuated by discreet, ambient lighting in a spectrum of colours to denote your perfect temperature.

The innovative solution for your contemporary home.



Sensori SmartDial
Dual Outlet Shower Control
DIA-2000 MP

- ✓ Temperature and flow control
- ✓ For use with two outlets
- ✓ Outlet diversion button



Sensori SmartDial
Start/Stop Remote
DIA-REMOTE MP

- ✓ Start/Stop functionality

Key Features

- Save up to three pre-set shower functions
- Store temperature, flow and bath fill settings
- Optional Start/Stop remote for enhanced control
- Simple push and twist functionality
- Soft-turn tactile dials for easy operation
- Dial cleaning mode for easy maintenance




Geometry Fixed Shower Head with Arm

Sensori SmartTouch. Luxurious showering made simple.

Instinct Shower Kit with Integrated Outlet

Notion Freestanding Bath Shower Mixer

Sensori's sleek and modern design features a black, scratch-resistant glass panel with touch sensitive control, brought to life with a vividly defining, colour LED display for ease-of-use.




Shama Robe Hook

Notion Slimline
Basin Mixer

Take control of your shower
with the wireless SmartTouch
Start/Stop remote.

SENSORI
SMARTTOUCH



Choose from up to seven coordinating shower icons to personalise your SmartTouch display for an experience that's tailored to you.

Save your temperature, flow and operating time to recreate your perfect shower. Pioneering technology for a personalised showering experience.

Welcome to Sensori; simplicity you can touch.

Key Features

- Clear LED and touch sensitive display for easy navigation
- Store your temperature and flow settings
- Set a maximum water temperature
- Wireless remote for maximum control
- Customise your shower operating time



Sensori SmartTouch
Single Outlet Control
and Wireless Remote*

TCH-1500 (Pumped) LP

TCH-1000 MP

- ✓ Temperature and flow control
- ✓ For use with one outlet
- ✓ Remote start/stop functionality



Sensori SmartTouch
Dual Outlet Control
and Wireless Remote*†

TCH-3500 (Pumped) LP

TCH-3000 MP

- ✓ Temperature and flow control
- ✓ For use with two outlets
- ✓ Outlet diversion
- ✓ Remote start/stop functionality



Wireless start/stop remote

† Flow rate may be impaired if both outlets used simultaneously

* Not suitable for bath fill

Not recommended for use with shower heads over 350mm in diameter



Give your bathroom a new Identity.

Identity combines contemporary design with flexible showering functionality to create a practical and easy-to-use digital solution.

Designed for both showering and bath fill, Identity features a large colour LCD display that represents your selected temperature with touch sensitive control for simple navigation.



IDENTITY



Identity
Dual Outlet Control
IDE-147C-C/P MP

Key Features

- Touch sensitive controls for easy navigation
- Colour LCD display features 3 colours for enhanced thermostatic control
- Effortless temperature and flow control
- Suitable for both showering and bath fill
- Simple outlet diversion

SHOWER COLUMNS

Shower columns are easy to install, complete thermostatic shower systems available in round and square designs. Models with diverters come with a shower handset in addition to a fixed shower head.

For further information visit
www.vado.com/showering



Phase
Shower Column

PHA-149RRK-CP

MP



NEW

Velo Square
Adjustable
Shower Column

VEL-149RRK-SQ-CP

MP

THERMOSTATIC SHOWER COLUMNS



NEW

Strata
Shower Column

STRA-149RRK-CP

MP



NEW

Aquablade Square
Adjustable
Shower Column

AQB-149RRK-SQ-CP

MP



NEW

Aquablade Round
Adjustable
Shower Column

AQB-149RRK-RO-CP

MP



NEW

Atmosphere
Adjustable
Shower Column

ATM-149RRK-RO-CP

MP



NEW

Velo Round
Adjustable
Shower Column

VEL-149RRK-RO-CP

MP



NEW

Horizon
Shower Column

HORI-149RRK-CP

MP



Vertex
Shower Column

VER-149/RO/RRK-C/P

MP



Velo Round
Shower Column

VEL-149RRK/DIV/ST-CP

MP



RIGID RISERS

Both contemporary and traditional design models are available in VADO's rigid riser collection. For use with one of VADO's concealed shower valves, rigid riser models with a diverter are a great way to add an extra outlet to a shower.

For further information visit
www.vado.com/showering

RIGID RISERS



Rigid Riser Kit
with Diverter
+ Integrated Outlet
WG-RRK/DIV/SQ-148-CP

MP



Rigid Riser Kit
with Diverter
+ Integrated Outlet
WG-RRK/DIV-148-C/P

MP



Multi Function Shower Kit
with Integrated Overhead
Handset Mount
WG-MERCURYKIT-C/P

MP



Rigid Riser Kit
with Diverter
+ Integrated Outlet
WG-16204A-C/P

MP



Rigid Riser Kit
with Diverter
+ Integrated Outlet
WG-26204A-C/P

MP



Rigid Riser
with 200mm (8")
Shower Head
WG-16202A-C/P

MP



SLIDE RAIL SHOWER KITS

A popular addition to any shower, a complete package of handset, rail and hose. The handsets slide up and down the rail easily to adjust the height and position whilst the spray functions can be changed to personalise your showering experience.

For further information visit
www.vado.com/showering

MULTI-FUNCTION WITH OUTLET



NEW

Atmosphere
5 function Air Injection
Slide Rail Shower Kit
+ Integrated Outlet*

ATM-MFSRKWO-CP

MP



NEW

Evolve
4 function
Slide Rail Shower Kit
+ Integrated Outlet*

EVO-MFSRKWO-CP

MP



NEW

Nebula Round
3 function
Slide Rail Shower Kit
+ Integrated Outlet*

NEB-MFSRKWO-RO-CP

MP

*Adjustable fixing for easy retro-fit

MULTI-FUNCTION



Nebula Round
3 Function
Slide Rail Shower Kit*
NEB-MFSRK/RO-DB-C/P

MP



Nebula Square
3 Function
Slide Rail Shower Kit
NEB-MFSRK/SQ-DB-C/P

MP



Atmosphere
5 Function Air-Injection
Slide Rail Shower Kit
ATM-MFSRK-C/P

MP



Evolve
4 Function
Slide Rail Shower Kit*
EVO-MFSRK-DB-C/P

LP



Eris
3 Function
Slide Rail Shower Kit
ERI-MFSRK-DB-C/P

LP



Ceres
3 Function Self-Cleaning
Slide Rail Shower Kit*
CER-MFSRK-DB-C/P

MP



SINGLE FUNCTION



Omika
Slide Rail Shower Kit*

OMI-SFSRK-C/P

NEW



Horizon
Slide Rail Shower Kit

HORI-SFSRK-CP



Aquablade Round
Slide Rail Shower Kit

AQB-SFSRK/RO-C/P



Aquablade Square
Slide Rail Shower Kit

AQB-SFSRK/SQ-C/P



Venus
Slide Rail Shower Kit*

WG-VENUSKIT-C/P



V2
Slide Rail Shower Kit

WG-V2KIT-C/P



Instinct
Slide Rail Shower Kit*

INS-SFSRK-C/P



Atmosphere
Air-Injection
Slide Rail Shower Kit

ATM-SFSRK/2-C/P



Eris
Slide Rail Shower Kit

ERI-SFSRK-DB-C/P



Westbury
Slide Rail Shower Kit

WG-16203V2-C/P



Westbury
Slide Rail Shower Kit

WG-26203V2-C/P

*Adjustable fixing for easy retro-fit

MULTI-FUNCTION

HANDSETS

A collection of multi-function and single function shower handsets in round and square designs to suit all tastes and showering requirements.

For further information visit
www.vado.com/showering



Nebula Round
3 Function

NEB-HANDSET-RO-DB-CP

MP



Nebula Square
3 Function

NEB-HANDSET-SQ-DB-CP

MP



Atmosphere
5 Function Air-Injection

ATM-HANDSET/MF-DB-CP

MP



Evolve
4 Function

EVO-HANDSET/MF-DB-CP

LP



Eris
3 Function

ERI-HANDSET/MF-DB-CP

LP



Ceres
3 Function Self-Cleaning

CER-HANDSET/MF-DB-CP

MP

SINGLE FUNCTION

NEW



Horizon

HORI-HANDSET-DB-CP

MP



Aquablade Round

AQB-HANDSET/RO-DB-CP

LP



Aquablade Square

AQB-HANDSET/SQ-DB-CP

LP



Atmopshere
Air-Injection

ATM-HANDSET/SF-DB-CP

LP



Mix²

MIX-HANDSET2-DB-C/P

MP



Zoo

ZOO-HANDSET-DB-C/P

LP



V2

WG-V2HANDSET-DB-C/P

LP



Eris

ERI-HANDSET/SF-DB-CP

LP



Deck Mounted

Zoo
Handset with Hose

ZOO-DECKKIT-C/P

LP



Deck Mounted

Mix²
Handset with Hose

MIX-DECKKIT-C/P

MP



Deck Mounted

Notion
Handset with Hose

NOT-DECKKIT-C/P

MP



45° Elbow

WG-ELBOW/45-C/P



MINI SHOWER KITS

A collection of single function handsets with brackets and hoses for a compact and stylish showering solution.

For further information visit
www.vado.com/showering

SINGLE FUNCTION



Aquablade Round Handset with Hose + Bracket

AQB-SFMK/RO-C/P

MP



Aquablade Square Handset with Hose + Bracket

AQB-SFMK/SQ-C/P

MP



Zoo Handset with Hose + Bracket

ZOO-SFMK-C/P

LP



Eris Handset with Hose + Bracket

ERI-SFMK-C/P

LP



NEW

Integrated Outlet



Integrated Outlet



Integrated Outlet



Integrated Outlet

Omika Handset with Hose + Bracket

OMI-SFMKW0/A-CP

MP

Instinct Handset with Hose + Bracket

INS-SFMKW0-C/P

MP

Life Handset with Hose + Bracket

LIF-SFMKW0-C/P

MP

Aquablade Round Handset with Hose + Bracket

AQB-SFMKW0/RO-C/P

MP



Integrated Outlet



Integrated Outlet



Integrated Outlet

Aquablade Square Handset with Hose + Bracket

AQB-SFMKW0/SQ-C/P

MP

Zoo Handset with Hose + Bracket

ZOO-SFMKW0-C/P

LP

Mix² Handset with Hose + Bracket

MIX-SFMKW0-C/P

MP

SKY CEILING MOUNTED SHOWERS



No visible fixings
for a clean finish

Sleek, ceiling mounted form
for minimalist styling

Indulgent water flow
to invigorate your day

Zoo
Single Function Mini Kit
with Integrated Outlet



The modern bathroom is a place for wellness and relaxation. At VADO, we want to make your showering experience a truly indulgent affair.

Sky is an attractive flush-to-ceiling shower head that offers the ultimate design aesthetic. Sky takes the effort out of everyday showering, with an enveloping rainfall water flow to invigorate and awaken the senses.

Available in both round and square formats, Sky features a unique fitting mechanism that ensures ease of installation from below, with push fit brackets to allow the head to be clipped into place without the need for visible fixings.



FITS FLUSH TO THE CEILING FOR A SLEEK, MINIMALIST FINISH.

KEY FEATURES

- Round (380mm diameter)
- Square (350mm x 350mm)
- No visible fixings
- Shower head profile only 1.5mm
- Minimum operating pressure: 1.0 bar MP
- Rub-clean nozzles for easy cleaning and maintenance
- 12 year guarantee



NEW

Sky Square
Ceiling Mounted Shower
350mm (14")

SKY-SQ35-CP



NEW

Sky Round
Ceiling Mounted Shower
380mm (15") Diameter

SKY-R038-CP



Eye-catching, geometric nozzles that contrast with the soft, curved corners.

GEOMETRY: FORM MEETS FUNCTION

Geometry shower heads introduce a sharper, bold design statement to complete any showering combination with a contemporary look. Featuring a deeper profile with a soft brushed finish edge and a distinctive nozzle format, Geometry is a stylish range that delivers an energising showering experience.

Available in round or square options, Geometry can be paired with any of VADO's premium showering solutions to achieve a tailored look and quality finish.



Geometry Square Shower Head + Arm
250mm (10")

GEOM-250SQ-SA-SS

MP



Geometry Square Shower Head

GEOM-250SQ-SS

MP



Geometry Round Shower Head + Arm
250mm (10") Diameter

GEOM-250R0-SA-SS

MP



Geometry Round Shower Head

GEOM-250R0-SS

MP

KEY FEATURES

Embracing the trend for geometric patterns in the home, the Geometry shower heads are a stylish way to incorporate a discreet yet impactful finishing touch:

- Stainless steel
- Brushed edges
- Round 250mm (10")
- Square 250mm (10")
- 12 year guarantee
- Rub-clean nozzles allow for easy cleaning and maintenance
- Ball-joint connection provides adjustability during showering
- Minimum operating pressure: 1.0 bar MP
- Flow regulated to 9 litres per minute as standard

OPTIONAL EXTRA

If you prefer your shower head to be ceiling mounted Geometry heads can also be installed using VADO ceiling mounted arms which are available to purchase separately.





FIXED SHOWER HEADS & ARMS

A collection of large and small fixed shower heads with wall mounted arms in round, square, oval and rectangular designs for the perfect showering experience.

For further information visit
www.vado.com/showering

SHOWER HEADS WITH ARM



Aquablade
Slimline Head + Arm
150mm (6") Diameter
AQB-R0/15/SA-C/P

LP



Shower Head + Arm
WG-SFKIT2-C/P

LP



5 Function
Shower Head + Arm
WG-MFKIT2-C/P

MP



Saturn
Shower Head + Arm
254mm (10") Diameter
WG-SATURN2/SA-C/P

LP



NEW
Geometry Round
Shower Head + Arm
250mm (10") Diameter
GEOM-250R0-SA-SS

MP



NEW
Geometry Square
Shower Head + Arm
250mm (10")
GEOM-250SQ-SA-SS

MP



Aquablade Round
Slimline Head + Arm
200mm (8") Diameter
AQB-R0/20/SA-C/P

LP



Aquablade Round
Slimline Head + Arm
300mm (12") Diameter
AQB-R0/30/SA-C/P

MP



Aquablade Square
Slimline Head + Arm
200mm (8")
AQB-SQ/20/SA/A-C/P

LP



Aquablade Square
Slimline Head + Arm
300mm (12")
AQB-SQ/30/SA/A-C/P

MP



Aquablade Rectangular
Slimline Head + Arm
200mm x 300mm (8" x 12")
AQB-20X30/SA/A-C/P

MP



Aquablade Oval
Slimline Head + Arm
200mm x 300mm (8" x 12")
AQB-OV/30/SA-C/P

MP



Atmosphere Round
Air-Injection Head + Arm
200mm (8") Diameter
ATM-HEADR0/B/SA-C/P

MP



Atmosphere Square
Air-Injection Head + Arm
200mm (8")
ATM-HEADSQ/B/SA/A-CP

MP



Ceres Self-Cleaning
Shower Head + Arm
235mm (9") Diameter
CER-HEAD/SA-C/P

LP



Traditional
Shower Head + Arm
200mm (8") Diameter
WG-16102A-C/P

MP



FIXED SHOWER HEADS

A collection of large and small round, square, oval and rectangular fixed shower heads for the ultimate showering experience.

For further information visit
www.vado.com/showering

SHOWER HEADS WITHOUT ARM



Omika
Shower Head
200mm x 300mm (8" x 12")
OMI-HEAD-C/P

MP



Atmosphere Round
Air-Injection Shower Head
200mm (8") Diameter
ATM-HEAD/RO/B-C/P

MP



Atmosphere Square
Air-Injection Shower Head
200mm (8")
ATM-HEAD/SQ/B-C/P

MP



Saturn
Shower Head
254mm (10") Diameter
W6-SATURN2-C/P

LP



NEW

Geometry Square
Shower Head

GEOM-250SQ-SS

MP



NEW

Geometry Round
Shower Head

GEOM-250RO-SS

MP



Aquablade Rectangular
Slimline Shower Head
200mm x 300mm (8" x 12")
AQB-20X30-C/P

MP



Aquablade Oval
Slimline Shower Head
200mm x 300mm (8" x 12")
AQB-OV/30-C/P

MP



Ceres Self-Cleaning
Shower Head
235mm (9") Diameter
CER-HEAD-C/P

LP



Omika
2 Function
Wall Mounted Head
OMI-WMHEAD-C/P

MP



Aquablade Round
Slimline 2 Function
Wall Mounted Head
AQB-WMRO-C/P

MP



Aquablade Square
Slimline 2 Function
Wall Mounted Head
AQB-WMSQ-C/P

MP

SHOWER HEADS WITHOUT ARM

www.vado.com/showering



Aquablade Round
Slimline Shower Head
200mm (8") Diameter

AQB-RO/20-C/P

LP



Aquablade Round
Slimline Shower Head
300mm (12") Diameter

AQB-RO/30-C/P


MP



Aquablade Round
Slimline Shower Head
400mm (16") Diameter

AQB-RO/40-C/P

MP



Aquablade Round
Slimline Shower Head
500mm (20") Diameter

AQB-RO/50-C/P

MP



Aquablade Square
Slimline Shower Head
200mm (8")

AQB-SQ/20-C/P

LP



Aquablade Square
Slimline Shower Head
300mm (12")

AQB-SQ/30-C/P

MP



Aquablade Square
Slimline Shower Head
400mm (16")

AQB-SQ/40-C/P

MP



Aquablade Square
Slimline Shower Head
500mm (20")

AQB-SQ/50-C/P

MP



NEW

Sky Square
Ceiling Mounted Shower
350mm (14")

SKY-SQ35-CP

MP



NEW

Sky Round
Ceiling Mounted Shower
380mm (15") Diameter

SKY-R038-CP

MP





ATMOSPHERE

VADO Atmosphere products cleverly infuse air and water particles together using air-injection technology. This creates luxuriously silky water for the ultimate showering experience. air-injection technology also provides the added benefit of reducing water consumption by up to 50%.

For further information visit
www.vado.com/atmosphere

ATMOSPHERE SHOWERS



5 Function Air-Injection
Slide Rail Shower Kit

ATM-MFSRK-C/P

MP



Air-Injection
Slide Rail Shower Kit

ATM-SFSRK/2-C/P

LP



5 Function Air-Injection
Handset

ATM-HANDSET/MF-DB-CP

MP



Air-Injection
Handset

ATM-HANDSET/SF-DB-CP

LP



NEW

5 function Air Injection
Slide Rail Shower Kit
+ Integrated Outlet*

ATM-MFSRKWO-CP

MP



NEW

Adjustable
Shower Column

ATM-149RRK-R0-CP

MP



Round
Air-Injection Head + Arm
200mm (8") Diameter

ATM-HEADR0/B/SA-C/P

MP



Square
Air-Injection Head + Arm
200mm (8")

ATM-HEADSQ/B/SA/A-CP

MP



Round
Air-Injection Shower Head
200mm (8") Diameter

ATM-HEAD/R0/B-C/P

MP



Square
Air-Injection Shower Head
200mm (8")

ATM-HEAD/SQ/B-C/P

MP

*Adjustable fixing for easy retro-fit



CERES

The Ceres shower head and handset have a clever, yet simple, self-cleaning action developed to combat limescale build up in the bathroom. Integral to the shower head and handset is a system of micro cleaning pins designed to prevent residual water after use and stop subsequent limescale accumulation. Ideal for preventing limescale and significantly reducing the need to clean on a routine basis, Ceres is perfect for commercial and domestic use in hard water areas.

For further information visit
www.vado.com/ceres

CERES SHOWERS



3 Function Self-Cleaning
Slide Rail Shower Kit*

CER-MFSRK-DB-C/P

MP



3 Function Self-Cleaning
Handset

CER-HANDSET/MF-DB-CP

MP



Self-Cleaning
Shower Head + Arm
235mm (9") Diameter

CER-HEAD/SA-C/P

LP



Self-Cleaning
Shower Head
235mm (9") Diameter

CER-HEAD-C/P

LP



For illustration purposes red has been used
to show the micro-cleaning pins in detail.

*Adjustable fixing for easy retro-fit



CAPSULE

Convenient, clever and simple, Capsule prevents water collecting under the bath by sending it straight to the waste.

For further information visit
www.vado.com/capsule



Zoo
Capsule Kit
with Round Handset
ZOO-CAPSULE-C/P

MP

Notion
Capsule Kit
with Square Handset
NOT-CAPSULE-C/P

MP



The Capsule handset is a perfect, seamless blend of rounded and linear design, creating an excellent addition to any bath.



Connects directly to the waste outlet via a non-return valve.

SHOWERING ACCOMPANIMENTS



Luxury Shattaf Kit

XSH-SHATTAF/163-C/P

MP



Luxury Shattaf Handset

XSH-LUXSHATTAF/SB-CP

MP



Elements
Contemporary Slide Rail
with Twist Control 900mm

ELE-SR/900-C/P



Space
Slide Rail Kit with Hose
+ Hose Retainer, 680mm*

WG-SPACE/RK-DB-C/P



Smoothflex
Anti-Twist Hose
150cm

ZOO-HOSE/AT-DB-SIL



Chrome Plate Brass
Large Bore Hose
150cm

SH-013-150-DB-CP-LB



Chrome Plated Brass
Standard Bore Hose
(120, 150 & 200cm Available)

SH-012-120-DB-C/P

SH-012-150-DB-C/P

SH-012-200-DB-C/P



Tilting Square Bodytile


WG-BODYTILE/SQ-C/P

MP



Elements
Easy Fit Shower Arm

WG-EFSA/RO-C/P



Mix²
Easy Fit Shower Arm

WG-EFSA/SQ-C/P



Mix²
Fixed Head Ceiling Mounting Arm
150mm (6") & 300mm (12")

MIX-CMA/150-C/P

MIX-CMA/300-C/P



Elements
Fixed Head Ceiling Mounting Arm
100mm (4"), 150mm (6"), 300mm (12")

ELE-CMA/4IN-C/P

ELE-CMA/6IN-C/P

ELE-CMA/12IN-C/P



Instinct
Wall Outlet

INS-OUTLET-C/P



Life
Wall Outlet

LIF-OUTLET-C/P



Elements
Wall Outlet

ELE-OUTLET-C/P



Traditional
Wall Outlet

WG-218-C/P



Mix²
Integrated Outlet
+ Shower Bracket

MIX-WE0-C/P



Elements
Integrated Outlet
+ Shower Bracket

ELE-OUTLETBRACK2-C/P



Zoo
Shower Bracket

ZOO-BRACKET-C/P



Adjustable
Shower Bracket

SH-711-BRACKET-C/P



Back to Wall
Return Elbow with Flange

WG-RETURNELBOW-1/2M



Bath Shower Mixer
Extension Elbow

WG-130ELBOW-C/P



45° Elbow
for Deck Mounted Handsets

WG-ELBOW/45-C/P

*Adjustable fixing for easy retro-fit


WASTES & FITTINGS

Our collection of chrome wastes and fittings are a great way to make a functional plumbing item an integral part of your bathroom design to streamline and refine the finish. Available in a variety of styles making them suitable for contemporary or traditional bathrooms.

For further information visit
www.vado.com/wastes



Contemporary
Round Bottle Trap
1.1/4" x 1.1/4"
PEX-461/UK-1.1/4-C/P



Contemporary
Square Bottle Trap
1.1/4" x 1.1/4"
PEX-461/SQ-1.1/4-C/P



Bottle Trap
1.1/4" x 1.1/4"
PEX-460/UK-1.1/4-C/P





Universal Basin Waste

WG-395-C/P



Square Chrome Top (Universal Basin Waste)

WG-395-CAP/SQ-C/P



Round Ceramic Top (Universal Basin Waste)

WG-395-CAP/RO-WHT



Slotted Captive Basin Waste

PEX-392-S-C/P



Basin Waste Metal Plug + Chain

PEX-KITA-C/P



Vertical Standalone Basin Pop-Up Waste 1.1/4"

ELE-PUW/V-C/P



Stowaway Bath Waste Metal Plug + Chain 1.1/2"

PEX-KITB-STOW-C/P



Push Type Bath Filler Waste + Overflow

WG-81389/SQ-C/P

MP



Pop-Up Type Bath Filler Waste + Overflow

WG-81552A-CP

MP



Push Type Bath Filler Waste + Overflow

WG-81389-C/P



Pop-Up Bath Bath Waste + Overflow

WG-71552A-CP

MP



Push Type Bath Bath Waste + Overflow

WG-71389-C/P

OMIKA

A beautiful collection of accessories designed by Jo Love.
Omika harnesses the well-being properties of water to deliver
a sensory spa experience that redefines bathroom living.

For further information visit
www.vado.com/omika-accessories





Closed Paper Holder

OMI-180-C/P



Shelf with Geometric Insert 100mm (4")

OMI-185-10-C/P



Shelf with Geometric Insert 200mm (8")

OMI-185-20-C/P



Shelf with Geometric Insert 500mm (20")

OMI-185-50-C/P



Shama Robe Hook

SHA-186-C/P



Towel Rail 240mm (9.5")

OMI-181-C/P



Towel Rail 450mm (18")

OMI-184-45-C/P



Towel Rail 600mm (24")

OMI-184-60-C/P

PLEASE SEE PAGE 18 FOR

OMIKA TAPS

KOVERA

Kovera blends a unique concave aesthetic with polished flat surfaces and elegant curved details to produce a stunning exclusive design, perfectly suited to any modern bathroom.

For further information visit

www.vado.com/kovera-accessories



KOVERA ACCESSORIES

www.vado.com/kovera



Paper Holder

KOV-180-C/P



Frosted Glass
Soap Dish + Holder

KOV-182-C/P



Frosted Glass
Tumbler + Holder

KOV-183-C/P



Robe Hook

KOV-186-C/P



Towel Ring

KOV-181-C/P



Towel Rail
450mm (18")

KOV-184-45-C/P



Towel Rail
500mm (20")

KOV-184-C/P



Double Towel Rail
500mm (20")

KOV-184A-C/P



Toilet Brush +
Frosted Glass Holder

KOV-188-C/P

PLEASE SEE PAGE **22** FOR

KOVERA TAPS

SPA

Engineered to withstand the demands of daily hotel use, Spa is the perfect choice to add a touch of hotel luxury to your home.

For further information visit
www.vado.com/spa-accessories



SPA ACCESSORIES

www.vado.com/spa



Paper Holder

SPA-180-C/P



Covered Paper Holder

SPA-180A-C/P



Frosted Glass
Soap Dish + Holder

SPA-182-C/P



Frosted Glass
Tumbler + Holder

SPA-183-C/P



Robe Hook

SPA-186-C/P



Angled Grab Rail
with Basket
465mm (18")

SPA-1802-C/P



Grab or Towel Rail
300mm (12")

SPA-1801-30-C/P



Infinity
Toilet Brush + Polished
Stainless Steel Holder

INF-188-C/P



Grab or Towel Rail
450mm (18")

SPA-1801-45-C/P



Towel Rail
450mm (18")

SPA-184-45-C/P



Towel Rail
600mm (24")

SPA-184-C/P



Towel Shelf with Rail
600mm (24")

SPA-185B-C/P

PLEASE SEE PAGE **44** FOR
ORIGINS COORDINATING TAPS

PHASE

Where curvy and linear lines seamlessly unite to create a look that encapsulates modern refinement.

For further information visit

www.vado.com/phase-accessories




PHASE ACCESSORIES

www.vado.com/phase



Paper Holder

PHA-180-C/P



Covered Paper Holder

PHA-180A-C/P



Frosted Glass
Soap Dish + Holder

PHA-182-C/P



Frosted Glass
Tumbler + Holder

PHA-183-C/P



Robe Hook

PHA-186-C/P



Towel Ring
210mm (8")

PHA-181-C/P



Towel Rail
450mm (18")

PHA-184-45-C/P



Towel Rail
600mm (24")

PHA-184-C/P



Frosted Glass Shelf
558mm (22")

PHA-185-C/P



Toilet Brush +
Frosted Glass Holder

PHA-188-C/P

PLEASE SEE PAGE **76** FOR

PHASE TAPS

PHOTON

Fusing sweeping curves with sleek flat surfaces to produce an appealing accessory collection that will stand the test of time.

For further information visit

www.vado.com/photon-accessories



PHOTON ACCESSORIES

www.vado.com/photon



Paper Holder

PHO-180-C/P



Covered Paper Holder

PHO-180A-C/P



Frosted Glass
Soap Dish + Holder

PHO-182-C/P



Frosted Glass
Tumbler + Holder

PHO-183-C/P



Robe Hook

PHO-186-C/P



Spare Paper Holder

PHO-180S-C/P



Soap Holder

PHO-182A-C/P



Small Towel Bar
210mm (8")

PHO-181-C/P



Towel Rail
450mm (18")

PHO-184-45-C/P



Towel Rail
600mm (24")

PHO-184-C/P



Clear Glass Shelf
573mm (23")

PHO-185-C/P



Toilet Brush +
Frosted Glass Holder

PHO-188-C/P

PLEASE SEE PAGE **80** FOR

PHOTON TAPS

INFINITY

Combining a simple geometric shape with an elegant curved finish, Infinity is the perfect accompaniment to any bathroom.

For further information visit

www.vado.com/infinity-accessories



INFINITY ACCESSORIES

www.vado.com/infinity



Paper Holder

INF-180-C/P



Soap Holder

INF-182A-C/P



Frosted Glass
Soap Dish + Holder

INF-182-C/P



Frosted Glass
Tumbler + Holder

INF-183-C/P



Eclipse
Robe Hook

ECL-186-C/P



Robe Hook

INF-186-C/P



Towel Ring
260mm (10")

INF-181-C/P



Towel Rail
450mm (18")

INF-184-45-C/P



Elements
Soap Dispenser

ELE-182B-C/P



Infinity
Toilet Brush + Polished
Stainless Steel Holder

INF-188-C/P

PLEASE SEE PAGE **34** FOR

ALTITUDE COORDINATING TAPS

LEVEL

A striking contemporary range, fusing cool frosted glass with a geometric design, Level is the ideal choice for a distinctive finish.

For further information visit

www.vado.com/level-accessories



LEVEL ACCESSORIES

www.vado.com/level



Paper Holder

LEV-180-C/P



Square
Closed Paper Holder

SQU-180A-C/P



Frosted Glass
Soap Dish + Holder

LEV-182-C/P



Frosted Glass
Tumbler + Holder

LEV-183-C/P



Robe Hook

LEV-186-C/P



Spare Paper Holder

LEV-180S-C/P



Towel Ring

LEV-181-C/P



Soap Dispenser

LEV-182B-C/P



Towel Rail
450mm (18")

LEV-184-45-C/P

Towel Rail
650mm (26")

LEV-184-C/P



Towel Shelf with Rail
550mm (22")

LEV-185B-C/P



Frosted Glass Shelf
530mm (21")

LEV-185-C/P



Toilet Brush +
Frosted Glass Holder

LEV-188-C/P

PLEASE SEE PAGE **38** FOR

NOTION COORDINATING TAPS

SHAMA

Shama is the perfect accessory collection for those looking to add a touch of luxury combined with exceptional design.

For further information visit

www.vado.com/shama-accessories





Paper Holder

SHA-180-C/P



Frosted Glass
Soap Dish + Holder

SHA-182-C/P



Frosted Glass
Tumbler + Holder

SHA-183-C/P



Robe Hook

SHA-186-C/P



Level
Soap Dispenser

LEV-182B-C/P



Double Towel Rail
350mm (14")

SHA-184B-C/P



Towel Rail
450mm (18")

SHA-184-45-C/P



Towel Rail
640mm (25")

SHA-184-C/P



Toilet Brush +
Frosted Glass Holder

SHA-188-C/P

PLEASE SEE PAGE **30** FOR

SYNERGIE COORDINATING TAPS

LIFE

Life's seamless, delicate contours bring an element of understated sophistication to any bathroom.

For further information visit
www.vado.com/life-accessories





Paper Holder

LIF-180-C/P



Frosted Glass
Soap Dish + Holder

LIF-182-C/P



Frosted Glass
Tumbler + Holder

LIF-183-C/P



Robe Hook

LIF-186-C/P



Towel Ring

LIF-181-C/P



Towel Rail
450mm (18")

LIF-184-45-C/P



Towel Rail
655mm (26")

LIF-184-C/P



Frosted Glass Shelf
530mm (21")

LIF-185-C/P



Elements
Soap Dispenser

ELE-182B-C/P



Toilet Brush +
Frosted Glass Holder

LIF-188-C/P

PLEASE SEE PAGE **62** FOR

LIFE TAPS

ELEMENTS

Curvaceous, yet chic, the Elements accessory collection is the perfect modern classic to suit any bathroom aesthetic.

For further information visit

www.vado.com/elements-accessories



ELEMENTS ACCESSORIES

www.vado.com/elements



Paper Holder

ELE-180-C/P



Covered Paper Holder

ELE-180A-C/P



Frosted Glass
Soap Dish + Holder

ELE-182-C/P



Frosted Glass
Tumbler + Holder

ELE-183-C/P



Robe Hook

ELE-186-C/P



Spare Paper Holder

ELE-180S-C/P



Shower Basket

ELE-182A-C/P



Towel Ring

ELE-181-C/P



Elements
Soap Dispenser

ELE-182B-C/P



Towel Rail
450mm (18")

ELE-184-45-C/P

Towel Rail
695mm (27")

ELE-184-C/P



Frosted Glass Shelf
558mm (22")

ELE-185-C/P



Toilet Brush +
Frosted Glass Holder

ELE-188-C/P

PLEASE SEE PAGE **92** FOR
ELEMENTS TAPS

TOURNAMENT

Traditional values with refined characteristics;
a flawless finish for modern-classic bathrooms.

For further information visit

www.vado.com/tournament-accessories



TOURNAMENT ACCESSORIES

www.vado.com/tournament



Closed Paper Holder

TOU-180A-C/P



Ceramic
Soap Dish + Holder

TOU-182A-C/P



Ceramic
Tumbler + Holder

TOU-183A-C/P



Robe Hook

TOU-186-C/P



Towel Ring

TOU-181-C/P



Towel Rail
560mm [22"]

TOU-184-C/P



Clear Glass Galley Shelf
510mm [20"]

TOU-185A-C/P



Freestanding
Toilet Brush + Polished
Stainless Steel Holder

TOU-188-C/P

PLEASE SEE PAGE **100** FOR

KENSINGTON COORDINATING TAPS

BASKETS

Stylishly store your showering and bathing essentials in this collection of easy-fit baskets.

For further information visit
www.vado.com/baskets



BASKETS ACCESSORIES

www.vado.com/baskets



Removable Corner Basket
185 (W) x 185 (D) x 60mm (H)

BAS-2000-C/P



Medium Triangular
Corner Basket
220 (W) x 147 (D) x 65mm (H)

BAS-2015M-C/P



Large Triangular
Corner Basket
260 (W) x 164 (D) x 85mm (H)

BAS-2015L-C/P



Large Triangular
Corner Basket
270 (W) x 194 (D) x 105mm (H)

BAS-2012-C/P



Corner Basket
with Hook
206 (W) x 206 (D) x 90mm (H)

BAS-2014-C/P




Small Rectangular Basket
135 (W) x 103 (D) x 37mm (H)

BAS-2001-C/P



Medium Rectangular Basket
210 (W) x 128 (D) x 37mm (H)

BAS-2002-C/P



Medium Rectangular Basket
210 (W) x 128 (D) x 65mm (H)

BAS-2016M-C/P



Large Rectangular Basket
300 (W) x 138 (D) x 85mm (H)

BAS-2016L-C/P



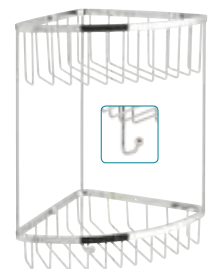
Large Double Triangular
Corner Basket
200 (W) x 160 (D) x 206mm (H)

BAS-2013-C/P



Large Double Rectangular
Basket with Hooks
304 (W) x 140 (D) x 484mm (H)

BAS-2003-C/P



Large Double Triangular
Corner Basket with Hook
269 (W) x 196 (D) x 368mm (H)

BAS-2004-C/P

TERMS AND CONDITIONS

DEFINITIONS

In these conditions 'the Company' shall mean VADO, a division of Norcros (Holdings) Limited, 'the purchaser' shall mean the person, firm or company to whom any quotation is addressed or with whom any contract is made and 'the goods' shall mean the goods and/or services agreed to be sold by the Company to the purchaser.

1. QUOTATION AND ACCEPTANCE

- (a) All quotations are given and all orders are accepted on these terms which shall apply to the exclusion of and shall override any other terms stipulated or referred to by the purchaser whether in its order or any other document, or in any negotiations or communication or course of dealing established between the Company and the purchaser;
- (b) No modification or amendment of these terms or addition thereto shall be effective unless made in writing and signed by a director of the Company.

2. DESCRIPTION OF AND STATEMENTS AS TO GOODS

- (a) Save where the goods are stated to be sold as complying with a recognised trade or industry standard, all descriptions, specifications, drawings and particulars of weights and dimensions submitted by the Company or otherwise contained in the Company's catalogues, brochures, price lists, quotations and publicity materials are approximate only and the Company shall not be liable for their accuracy unless they are expressly incorporated into the contract in writing;
- (b) These terms represent the entire agreement between the Company and the purchaser relating to the goods and such terms supersede and the purchaser shall not place any reliance upon any statements, recommendations and advice whether oral or in writing given (whether before or after the acceptance by the Company of the purchaser's order) by the Company, its servants or agents as to any matter relating to the goods save where such statement, recommendations or advice is given in writing and signed by a director of the Company in response to a specific written request from the purchaser before or at the time of the Company's acceptance of the order.

3. PRICES

- Prices quoted by the Company are those in effect at the date of quotation. Unless otherwise agreed in writing, the Company reserves the right to increase prices when it accepts the purchaser's order so as to reflect one or more of the following:
- (a) any variation that may have occurred in the costs of labour, materials, suppliers overheads and transport;
 - (b) any change in duty, tax, surcharge or levy of any kind whatsoever affecting the sale price of the goods;
 - (c) any cost to the Company resulting from delay by the purchaser in giving to the Company information sufficient to enable it to supply the goods or provide the services or resulting from any alteration made at the request of the purchaser in the specification of the goods or in the place to which they are to be delivered or shipped;
 - (d) any extra cost to the Company resulting from the goods being carried at the request of the purchaser by mode of transport more expensive than the Company's normal form of transport.

4. PAYMENT

- (a) Unless otherwise agreed in writing, the price for the goods will be due and payable on the last business day of the month following delivery;
- (b) The Company shall be entitled to charge interest on any part of the price which is not paid in accordance with clause (a) at the rate per annum of 3% above the Base Rate of Lloyds Banking Group from time to time;
- (c) Time of payment is of the essence and if the purchaser defaults in punctual payment of the price the Company shall be entitled to terminate the contract and recover the goods at the purchaser's expense without prejudice to any further rights which the Company may have;
- (d) Any default in payment of an invoice or an instalment payment on an invoice on the due date shall render the entire balance outstanding on all invoices from the Company to the purchaser immediately payable in full without demand being made notwithstanding any contrary provisions as to terms of payment in any one or all invoices;
- (e) If the purchaser fails to give all instructions reasonably required by the Company and all necessary document, licences, consents and authorities for forwarding the goods or is unable to accept delivery of the goods at the time when the goods are due and ready for despatch or delivery or shall otherwise cause or request delay, the purchaser shall pay to the Company all costs and expenses, including storage and insurance charges incurred or arising from such delay during which, at the Company's absolute discretion if its storage facilities permit, the goods will be stored at the purchaser's sole risk. This provision shall be in addition to and not in substitution for any other payment or damages for which the purchaser may be liable in respect of his failure to take delivery at the appropriate date;
- (f) The purchaser shall not be entitled to make any deduction from the price of goods which have been delivered to the purchaser in respect of any set off or counterclaim unless both the validity and the amount thereof have been expressly admitted in writing by the Company and such admission is signed by a director of the Company;
- (g) In the absence of any specific appropriation by the purchaser, the Company shall have the right to appropriate any payment made by the purchaser towards the satisfaction of any invoice outstanding from time to time as the Company shall in its absolute discretion think fit.

5. DELIVERY

- (a) Any time or date stated for delivery is given and intended as an estimate only and the Company shall not be liable for any loss or damage whatsoever resulting from any delay in delivery howsoever arising;
- (b) Unless otherwise stated in writing delivery shall be deemed to take place upon the occurrence of the first in time of the following, namely:
 - i. the physical delivery of the goods to the purchaser at the Company's works;
 - ii. the physical delivery of the goods to the purchaser's carrier or agent for the purpose of transmission to the purchaser or his nominee;
 - iii. the physical delivery of the goods to the purchaser's place of business or such other place as he may direct by the Company, its carrier or agent, the purchaser being responsible for unloading;
- (c) Signature of the Company's delivery note by any employee, representative or agent of the purchaser shall be conclusive proof of delivery;
- (d) Where the contract provides for delivery by the Company, its carrier or agent:
 - i. any claims for non-delivery must be made in writing to the Company within three days of receipt of invoice or advice note whichever is the earlier;
 - ii. any claims in respect of goods damaged in transit or shortages in delivery must be made in writing to the Company within three days of delivery; shortages in delivery shall not give rise to a right to reject the goods delivered;
- (e) The Company shall be entitled to make partial deliveries or deliveries by instalments and all the provisions of these terms shall apply to such deliveries;

6. PROPERTY AND RISK

- (a) Risk in the goods shall pass to the purchaser at the time at which delivery takes place in accordance with clause 5 above and the purchaser shall be solely responsible for insuring the goods thereafter;
- (b) The Company shall retain ownership of and title in the goods delivered until full payment has been made in respect of all such goods. Until such time the goods shall be:
 - i. stored separately from other goods in the possession of the purchaser;
 - ii. marked or otherwise rendered identifiable as being the property of the Company;
 - iii. held by the purchaser as bailee of the Company;
 - iv. held by the purchaser free from any charge, lien or other encumbrance;
- (c) Provided the Company has not requested their return and notwithstanding that payment in full has not been made for all of the goods delivered, the purchaser as principal and not as agent for the Company shall be entitled to use the goods or offer for sale and sell them in the ordinary course of his business;
- (d) Where the purchaser sells the goods prior to paying for them in full:
 - i. the Company shall be legally and beneficially entitled to the proceeds of sale;
 - ii. the purchaser shall hold the proceeds of sale on trust for the Company and shall not mingle them with other monies and shall not pay them into an overdrawn bank account;
 - iii. he shall deposit the proceeds of sale in a separate bank account, the location and number of which he has previously notified to the Company, and he shall not be entitled to use or deal with the proceeds of sale until payment in full for the goods has been made to the Company;
- (e) The Company shall have the right at any time by its servants or agents to enter the purchaser's premises where the goods are stored, or are thought the Company to be stored, so as to:
 - i. retake possession of the goods when the Company has requested their return and the purchaser has not immediately complied with the request, such retaking or return to be without prejudice to any other rights the Company may have arising therefrom;
 - ii. inspect the storage of the Company's goods which have not been paid for in full;
 - iii. investigate and ascertain whether all these terms are being complied with;

7. GUARANTEE AND LIABILITY

- (a) The Company guarantees all goods which have been manufactured by the Company against any defect of work or materials which can be proved to the Company's satisfaction to have been caused before delivery provided that:
 - i. the goods are used for their normal purpose,
 - ii. full details of any such defect are notified to the Company within thirty days of its first appearance and the goods in which the defect arises are returned at the purchaser's expense to the Company;
- (b) The guarantee shall be for a period of twelve years from the date of delivery for all product except pumps which are 3 years for Monsoon and 1 year for Showermate and products with any other finish that is not chrome, such as gold, which are guaranteed for 3 years. The liability of the Company shall be limited at its option either to supply replacement goods, which will be supplied subject to these terms, or refunding of the goods;
- (c) The Company gives no guarantee in respect of goods not manufactured by it but shall use all reasonable endeavours to procure for the purchaser or assign to the purchaser the benefit of any guarantee obtained by it from the manufacturer or supplier thereof; however the Company shall not be required to commence litigation against such manufacturer or supplier or to incur any expense in connection with any such claim by the purchaser;
- (d) The above guarantee is given in lieu of and to the exclusion of all other warranties, conditions, representations and undertakings express or implied by statute or otherwise in respect of the quality or fitness for purpose of the goods or as to their condition or performance or as to any other matter except where such warranty or condition is implied by statute and by reason of a statutory provision, cannot be excluded;

- (e) Save as provided herein and save in any case where death or personal injury has been caused by the Company's negligence or any case where the Company is liable for a defect in the goods pursuant to Part 1 of the Consumer Protection Act 1987 or any statutory replacement thereof, the Company shall be under no liability whatsoever to the purchaser for any loss or damage whether direct, indirect or consequential arising out of any defect in, failure of or unsuitability for any purpose of the goods or any part thereof whether the same be due to any act, omission, breach of contract, negligence or wilful default in design, workmanship or materials or any other cause.
8. **INDEMNITY AS TO INDUSTRIAL PROPERTY RIGHTS**
- (a) The purchaser shall indemnify the Company against all loss, damages, costs and expenses suffered or incurred by the Company or to which the Company may become liable as a result of any work carried out in accordance with the purchaser's specification(s) which involves infringement or alleged infringement of a patent, registered design or other industrial property right;
- (b) If the purchaser uses or sells the goods in such a manner as to infringe any such rights the company shall not be responsible for such infringement and the purchaser agrees to indemnify the Company from and against all liability arising therefrom.
9. **TERMINATION**
- The Company shall have the right forthwith to cancel the purchaser's order if any of the following events occur and subject to enforcement of the Company's rights to recover the goods and to receive payment of the price or damages, the contract shall be deemed to have terminated:
- (a) the purchaser commits any breach of its obligations to the Company;
- (b) any distress or execution is levied upon any property of the purchaser;
- (c) the purchaser makes or offers to make any arrangement or composition with creditors or commits any act of bankruptcy or insolvency;
- (d) any resolution is passed or petition presented to wind up the purchaser;
- (e) a receiver or administrator is appointed or any chargee takes possession of all or any part of the undertaking or assets of the purchaser;
- (f) the purchaser stops payment or ceases or threatens to cease to carry on its business or to pay its debts as and when they fall due;
- (g) any remittance for payment of the whole or any part of the purchase price of the goods is dishonoured by the purchaser's bankers.
10. **ASSIGNMENT**
- The purchaser shall not assign or transfer or purport to assign or transfer any contract to which these terms apply to any other person without the Company's prior written consent. The Company reserves the right to subcontract the performance of the contract or any part of it.
11. **FORCE MAJEURE**
- If the Company is prevented or delayed (directly or indirectly) from making delivery of the goods or any part thereof or from otherwise performing the contract or any part thereof by reason of war, embargo, riot, strike, lock-out, trade dispute, fire, breakdown of plant or machinery, inclement weather, interruption of transport, Government action, delay in delivery to the Company of any goods or materials, or by any cause whatsoever (whether or not of a like nature to the foregoing) outside its control, it shall be under no liability whatsoever to the purchaser and shall be entitled at its option either to cancel the contract or without any liability to extend the time or times for delivery by a period equivalent to that during which such delivery has been prevented.
12. **PROPER LAW**
- The contract and these terms shall be governed by English law and the purchaser shall submit to the sole jurisdiction of the English Courts.

GUARANTEE

All VADO products come with a 2 year guarantee as standard. Within this guarantee period VADO will provide replacement parts and any labour [SEE NOTE 1] needed to complete the product repair.

This standard guarantee may be extended by registering your product to give up to a 12 year guarantee period. Once registered:

VADO chromed brassware and stainless steel products have a 12 year guarantee (2 years parts and labour plus 10 years parts only).

VADO Sensori Smart Touch and Smart Dial products have a 5 year guarantee (parts and labour).

VADO Identity and i-tech products have a 5 year guarantee (2 year parts and labour plus 3 years parts only).

All other VADO products have a 3 year guarantee (2 years parts and labour plus 1 year parts only) [SEE NOTE 2].

VADO electric showers have a 2 years parts and labour guarantee.

GUARANTEE CONDITIONS

Our products are guaranteed against manufacturing defects from the date of purchase until the expiry of the relevant guarantee period shown above.

The guarantee is only valid if:

1. The product has been installed, used and maintained (maintenance guidelines can be viewed here) in accordance with VADO's instructions and subjected to normal use only.
2. The defect is not due to use of an unsuitable or inadequate water or power supply.
3. The defect is not due to accident, misuse, neglect or incorrect/inappropriate repair (other than by VADO or VADO authorised agents) or damage caused by foreign objects or substances.

4. The extended guarantee is only available if you have completed the Guarantee Registration Process. This can be done via the VADO website or via phone to our aftersales team.

Registration must be completed within 6 months from date of purchase. Under the extended guarantee period VADO will, at its option, offer to supply any replacement product (or component part) assessed to be defective [SEE NOTE 3].

The guarantee (whether standard or extended) is non-transferable to any subsequent owner.

All claims under the guarantee should be notified in the first instance to our Aftersales department, contact details below, this must be done no later than the last day of the relevant guarantee period. All claims must be accompanied by proof of purchase (sales receipt or delivery note) from an official VADO dealer.

The guarantee does not extend to any consequential loss or damage.

After repair or replacement, the relevant guarantee period will be calculated from the original date of purchase.

VADO operates a policy of continuous product development and therefore reserves the right to change the product, packaging and documentation specifications without notice.

NOTES:


[1] Labour via our engineer network is only available in the UK. Attendance by a VADO engineer or sub-contract engineer will be under our standard terms and conditions.

[2] VADO spare parts and shower hoses are under a parts only guarantee.

[3] VADO reserves the right to charge in advance for a product (or replacement part) pending collection and investigation (at VADO expense) to confirm a defect is due to a manufacturing issue. If a defect is found the charge will be refunded or cancelled. This guarantee is in addition to and does not affect your statutory rights as a consumer.

CLAIMS: Tel: 01934 745163 Email: aftersales@vado.com	GUARANTEE REGISTRATION: Tel: 01934 315699 Email: guarantee@vado.com
---	--

WHERE INSPIRATION FLOWS



VADO
Wedmore Road Cheddar Somerset England BS27 3EB
tel +44 (0)1934 745160
fax +44 (0)1934 745161
www.vado.com
export@vado.com

due to our policy of continual improvement, VADO reserve the right to change product specification.
the colours indicated are an approximation of the actual finishes on VADO products. e&oe.
©2019 VADO LIT-VADO/EXPO-CC-19

